

How to get your Canadian COVID-19 proof of vaccination

1. Navigate to the official website:

<https://www.canada.ca/en/immigration-refugees-citizenship/services/canadian-covid-19-proof-vaccination/get-proof.html>

2. Select your province, and then click Go

How to get your Canadian COVID-19 proof of vaccination

About the proof **How to get proof** [Using your proof](#)

The Canadian COVID-19 proof of vaccination is available from many provinces and territories, but not all.


* Select your province or territory to find out if it's available. (required)

British Columbia

Go

3. Scroll down and click "Get the Canadian proof of vaccination from the Province of British Columbia"

British Columbia

 The Canadian COVID-19 proof of vaccination is available from the Province of British Columbia.

To get it,

- log in to your **Health Gateway account** and save or print your **federal** COVID-19 proof of vaccination (button below)
- you can also request it by phone or visit a Service BC office

▶ What the Canadian COVID-19 proof of vaccination looks like


▶ Using your Canadian COVID-19 proof of vaccination

▶ If you were vaccinated outside your province

Get the Canadian proof of vaccination from the Province of British Columbia

4. You will be taken to the BC government website:

<https://www2.gov.bc.ca/gov/content/covid-19/travel/current#get>



How to get the federal COVID-19 proof of vaccination

People who live in B.C. have 3 options to get Canada's COVID-19 proof of vaccination for travel, the same way you got your BC Vaccine Card. It's free to get. If someone is asking you to pay for the document, it's a scam.

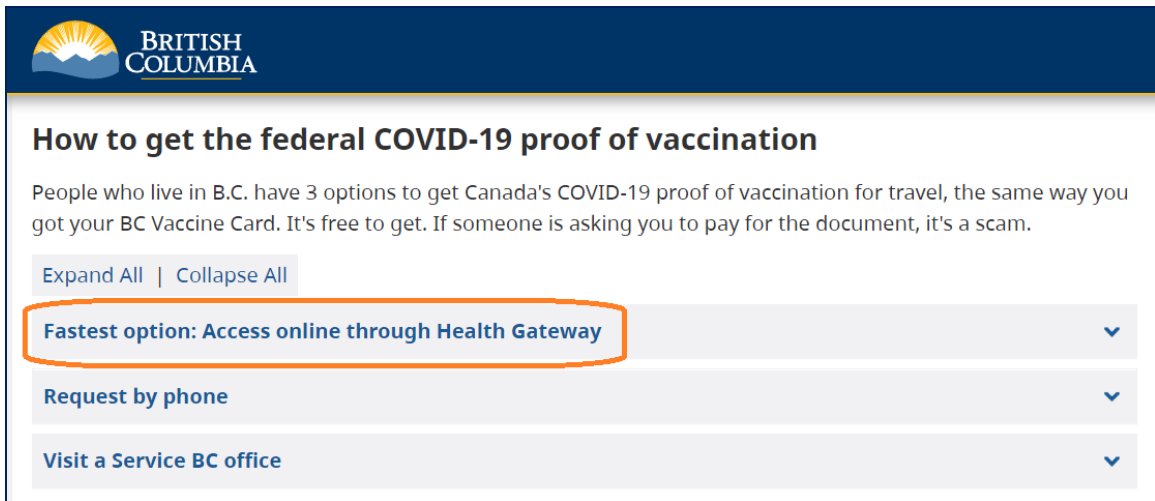
Expand All | Collapse All

Fastest option: Access online through Health Gateway ▼

Request by phone ▼

Visit a Service BC office ▼

5. Select the best option for you. The fastest option is the online one!



The screenshot shows the British Columbia logo at the top left. The main heading is "How to get the federal COVID-19 proof of vaccination". Below this, a paragraph explains that people in B.C. have three options to get their proof of vaccination for travel, and that it's free. There are two buttons: "Expand All" and "Collapse All". A list of three options is shown, each with a dropdown arrow. The first option, "Fastest option: Access online through Health Gateway", is highlighted with an orange box. The other two options are "Request by phone" and "Visit a Service BC office".

BRITISH COLUMBIA

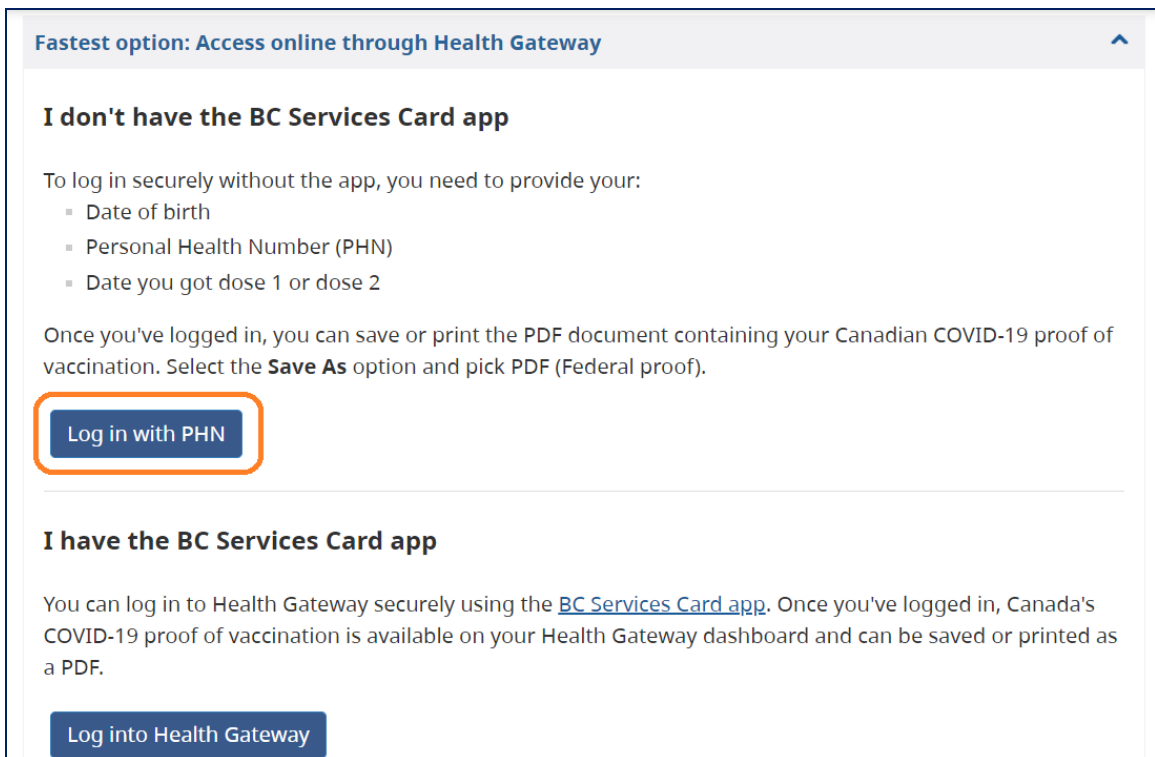
How to get the federal COVID-19 proof of vaccination

People who live in B.C. have 3 options to get Canada's COVID-19 proof of vaccination for travel, the same way you got your BC Vaccine Card. It's free to get. If someone is asking you to pay for the document, it's a scam.

Expand All | Collapse All

- Fastest option: Access online through Health Gateway** ▼
- Request by phone ▼
- Visit a Service BC office ▼

6. Log in with either your Personal Health Number (PHN), or your BC Services Card app (if you have it)



The screenshot shows the "Fastest option: Access online through Health Gateway" page. The heading is "I don't have the BC Services Card app". Below this, a paragraph explains that to log in securely without the app, you need to provide your: Date of birth, Personal Health Number (PHN), and Date you got dose 1 or dose 2. A paragraph follows, stating that once logged in, you can save or print the PDF document containing your Canadian COVID-19 proof of vaccination, and to select the "Save As" option and pick PDF (Federal proof). A button labeled "Log in with PHN" is highlighted with an orange box. Below this, the heading is "I have the BC Services Card app". A paragraph explains that you can log in to Health Gateway securely using the "BC Services Card app". Once logged in, the proof of vaccination is available on the Health Gateway dashboard and can be saved or printed as a PDF. A button labeled "Log into Health Gateway" is shown at the bottom.

Fastest option: Access online through Health Gateway

I don't have the BC Services Card app

To log in securely without the app, you need to provide your:

- Date of birth
- Personal Health Number (PHN)
- Date you got dose 1 or dose 2

Once you've logged in, you can save or print the PDF document containing your Canadian COVID-19 proof of vaccination. Select the **Save As** option and pick PDF (Federal proof).

Log in with PHN

I have the BC Services Card app

You can log in to Health Gateway securely using the [BC Services Card app](#). Once you've logged in, Canada's COVID-19 proof of vaccination is available on your Health Gateway dashboard and can be saved or printed as a PDF.

Log into Health Gateway

7. If you chose the PHN, you will be asked to fill in your details:

Get your proof of vaccination

To get your BC Vaccine Card and Federal Proof of Vaccination, please provide:

Personal Health Number

Personal Health Number is required.

Date of Birth

Year Month Day

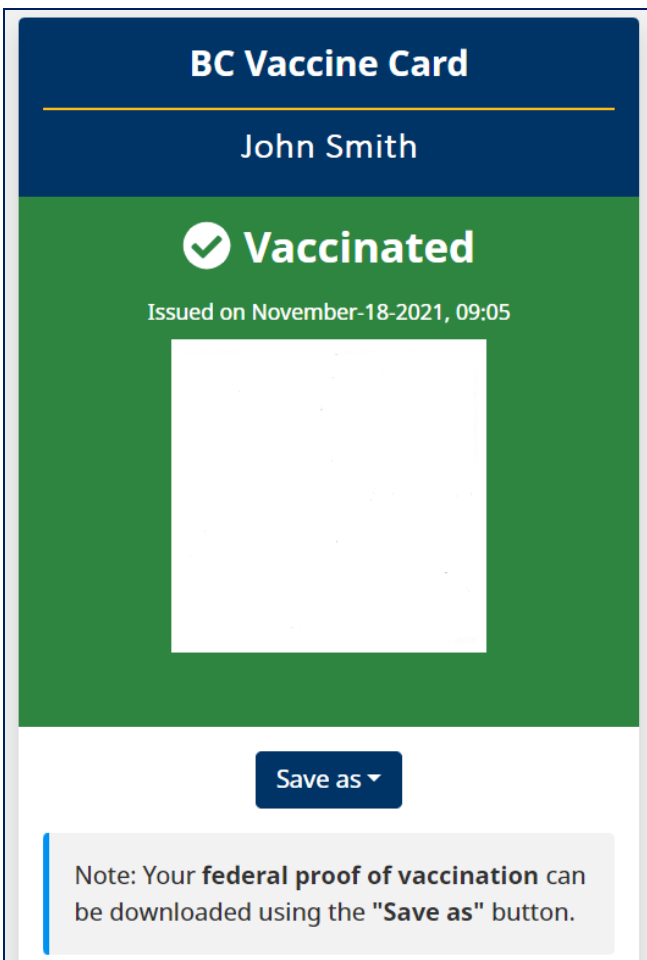
Date of Vaccine (Dose 1 or Dose 2)

Year Month Day

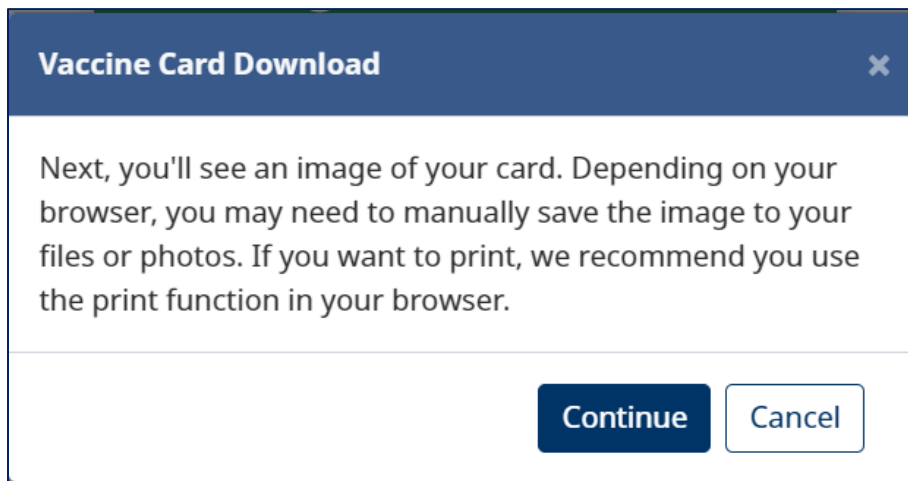
[Privacy Statement](#)

Note: you must know the date of when you received either your first does or the second.

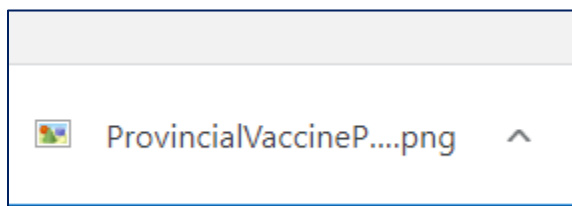
8. Your vaccination proof will show up, so you can save it



9. To save the **BC vaccination proof**, click Save as and choose “Image (BC proof)”
Click Continue



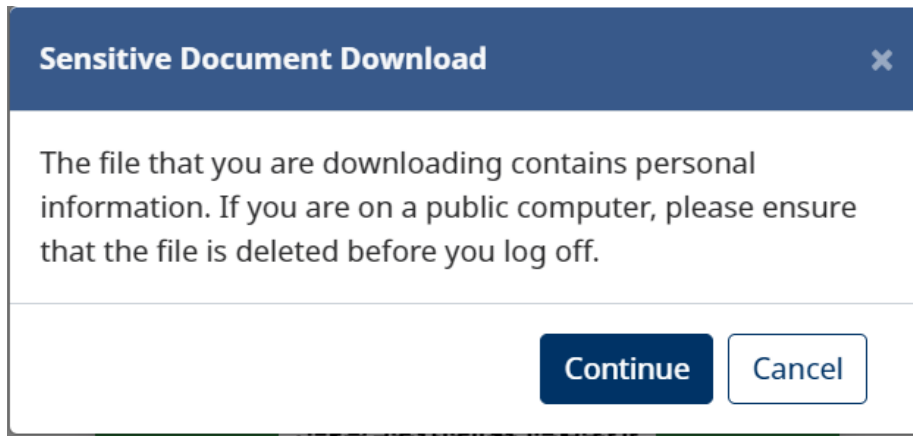
10. Your vaccination proof will be saved on your PC



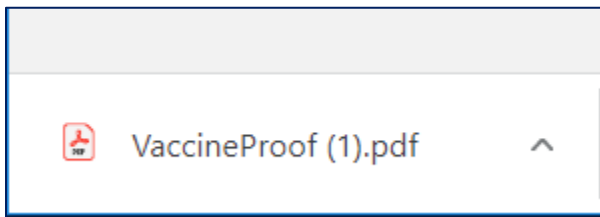
11. To receive the **federal vaccination passport**, click Save as and choose “PDF (Federal proof)”



12. Click Continue



13. Your federal vaccination proof will be saved on your PC



14. The federal proof can be used for local and international travel

<https://www.canada.ca/en/immigration-refugees-citizenship/services/canadian-covid-19-proof-vaccination/how-to-use-to-travel.html>

