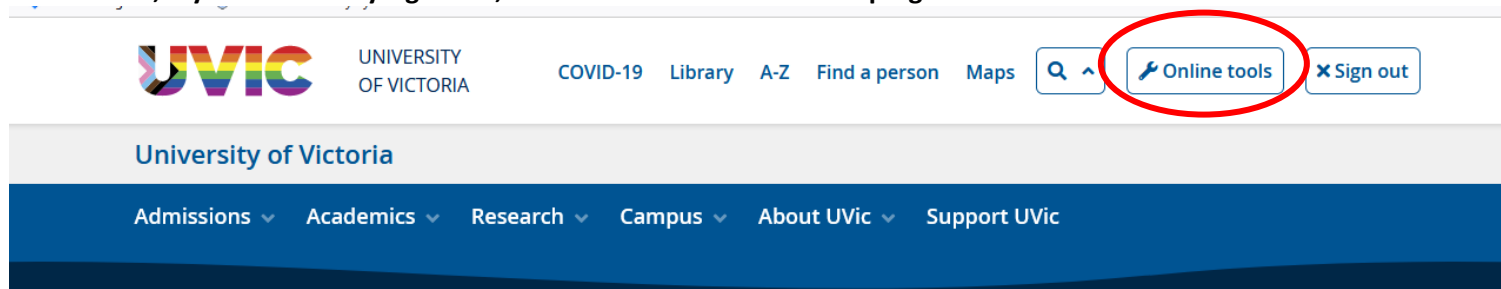


## How do I? Find my salary notice in Online Tools

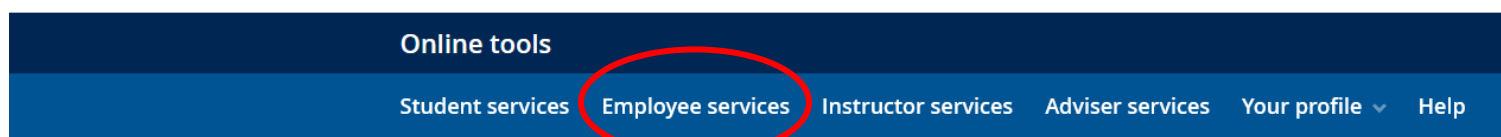
From the UVic home page sign on to UVic:



Or, if you are already signed in, click on Online Tools in the top right corner:

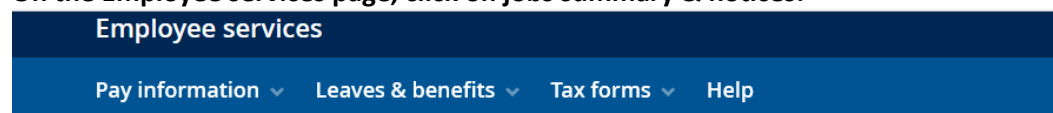


When prompted, sign on using your Netlink ID, this will take you to the Online Tools landing page.  
Click on the Employee services tab:



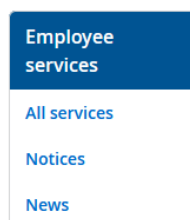
## Online tools

On the Employee services page, click on jobs summary & notices:



Online tools

## Employee services



### All services

#### Pay information

- Jobs summary & notices
- Direct deposit allocation
- Earnings by position
- Earnings history
- Pay stub
- Deductions history
- Time sheet
- EPAF

#### Leave & benefits

- Benefit statement
- Leave balances
- Leave report
- Pro-D info

On the Jobs summary & notices page, click on “View salary notices”:

Employee services

Pay information ▾

Leaves & benefits ▾


Tax forms ▾

Help

[Online tools](#) / [Employee services](#) / Pay information

# Jobs summary & notices

## Jobs summary



Available options in this section:

- ~~View jobs summary~~
- [View salary notices](#)

Select the Job Title for more detailed information.

General Enquiries: (250) 721-7034 [hris@uvic.ca](mailto:hris@uvic.ca)

Select the July 1, 2021 faculty and Librarian salary notice.