

Psychology 100B



Introductory Psychology II

A01 (CRN 22747), A02 (CRN 22748), A03 (CRN 22749)

Social and Applied Emphasis
Winter Second Term (Jan-Apr) 2026

**Note: PSYC 100B A04 uses a different course syllabus*

Psychology 100B – Introductory Psychology II

Social and Applied Emphasis
Winter second term (Jan-Apr) 2026

Table of Contents

WELCOME TO PSYCHOLOGY 100B	3
SUPPORTING AN EFFECTIVE LEARNING ENVIRONMENT	4
MEET THE PSYCHOLOGY 100B TEAM	4
WHOM SHOULD YOU CONTACT IF YOU HAVE A QUESTION?	5
MATERIALS YOU WILL NEED FOR THIS COURSE	6
Achieve - Optional Online Resource Material	7
Required Technology	7
Course Website	8
WHAT IS THIS COURSE ABOUT?	8
What is the Format of the Class?	9
Graphic Syllabus	9
Tentative Course Schedule	10
HOW WILL YOUR PROGRESS BE EVALUATED?	11
Tests (60%)	12
Quizzes (12%)	12
Critical Thinking Reflections (20%)	14
Web Surveys (2%)	14
iClicker (3%)	15
Instructions for how to set up your iClicker to use in class	15
Extra Credit for Research Participation (+3%)	17
WHAT ARE WE EXPECTING FROM YOU?	18
What Can You Expect From The Psyc 100 Team?	18
HOW CAN YOU DO WELL IN THIS COURSE?	19
UVIC RESOURCES AND POLICIES	19


WELCOME TO PSYCHOLOGY 100B

We acknowledge and respect the Lək'wəḡən (Songhees and X'wsepəm/Esquimalt) Peoples on whose territory the university stands, and the Lək'wəḡən and W̱SÁNEĆ Peoples whose historical relationships with the land continue to this day.

We recognize how privileged we are to learn, work, and play on this beautiful territory.

Hello!

On behalf of the Department of Psychology and as the instructor of this course, I want to welcome you to Psychology 100B! We have put a lot of thought into how to deliver this course in a way that helps you understand and apply important theories and concepts. We are passionate about psychology and hope to engage you in reflecting on how psychology can be used to tackle important issues in our communities and more broadly, in the world. We hope this course will interest and challenge you.



Did you know that worldwide, *Introductory Psychology* is one of the most popular classes in post-secondary institutions? Psychology, as a field of study, has obvious intrinsic appeal: exploring the nature and causes of human behaviour is exciting!

Yet the very familiarity of psychology can pose a problem. Although we believe we have good, commonsense views of psychology, our perspectives are fundamentally shaped by our personal experiences, contexts, and folk wisdom. Our perspectives can be correct, but they can also interfere with our approaching the study of behaviour from other points of view. We are here to help you explore this issue, both in this course and in the future, if you advance in further psychology courses.

This semester, we have up to 1000 UVic students taking this course and we hope to engage in conversations with as many of you as we can. We encourage you to take the initiative and contact us (myself, or one of our teaching assistants (TAs) during our student hours (office hours), after class, or by e-mailing us.

We wish you a successful and productive learning experience in Psychology 100B!



Dr. Jessica Rourke
PSYC 100B Course Coordinator
Instructor

SUPPORTING AN EFFECTIVE LEARNING ENVIRONMENT

Respect for Diversity

Our intent is that:

- students from diverse backgrounds and perspectives be well-served by this course,
- students' diverse learning needs are supported,
- the diversity that students bring to this class is viewed as a resource, strength, and benefit.

We aim to present materials and activities that are respectful of diversity: gender, sexuality, ethnicity, race, culture, disability, age, socio-economic status, etc. Your suggestions are encouraged and appreciated. In a constructive way, please let us know how we might improve the effectiveness of the course for you personally or for other students or student groups. If any due dates/test dates conflict with meaningful religious or cultural events in your life, please let us know so we can address that.

A big part of creating an effective learning environment hinges on you managing your time and making sure you also carve out some time to relax. Please familiarize yourself with the various Uvic supports and resources (see p. 20, as well as our Brightspace page) and please feel free to reach out to us or your TAs if you have questions about supports and resources.

****If anything on our website (including documents) presents any accessibility issues, please let Dr. Rourke (course coordinator) know and she will send you the information in plain format.**

MEET THE PSYCHOLOGY 100B TEAM

Team Member	Email Contact
Recordkeeper Teaching Assistant: TBA	TBA
Section Teaching Assistants: TBA	TBA PLEASE include section & name of TA in subject heading of your e-mails
Course Coordinator & Instructor: Dr. Jessica Rourke (she/her)	TBA

WHOM SHOULD YOU CONTACT IF YOU HAVE A QUESTION?

With almost 1000 students in this course, responding to your email can take us a couple of days – thank you in advance for your patience and understanding! **Often, questions we receive could have been answered with information in this course syllabus!**

- Please, before you send us a question, check if the answer is in this course syllabus or elsewhere on Brightspace. Another option is to check if your peers know the answer to your question (e.g., post your question in the relevant discussion forum section on Brightspace).

If the above ideas don't yield you an answer, use the list below to determine whom to contact with your question/comment.

- In your subject heading, please include "PSYC 100B", your **section number** (A01, A02, A03). If you are emailing your teaching assistant (TA), please include the **name of your Teaching Assistant**.
- In your signature, please include **your first and last name**, as well as your **student number**.

<u>If you have questions/comments regarding:</u>	<u>Contact:</u>
<ul style="list-style-type: none"> • Course and test accommodations • Test scoring, make-up tests • Online surveys 	Course recordkeeper: TBA
<ul style="list-style-type: none"> • Online quizzes, assignments, textbook material, general inquiries 	Section TA (remember to put their name in the email!): TBA
<ul style="list-style-type: none"> • Posted lecture material, textbook material 	Section instructor Dr. Rourke: TBA
<ul style="list-style-type: none"> • Research participation bonus points 	Research participation coordinator Dr. Jim Tanaka: TBA
<ul style="list-style-type: none"> • Technical issues with computer, email, Brightspace, NetLink, login, passphrase problems 	Computer help desk (helpdesk@uvic.ca ; 250-721-7687)

***Please note:** Emails are not typically responded to on evenings, weekends, or holidays. You can expect a response during typical business hours, **within 48 hours** after we receive your email.

Be discriminate in sending e-mails to the PSYC 100 team. We really do want to hear from you! However, in a large course like PSYC 100, email "overload" can cause problems. To help us manage our email load, please follow these guidelines:

- Please include your section number in your subject headline. If you're emailing your TA, please also make sure to include their name. In your signature, please include your full name and student number. Before you compose your e-mail, check the course syllabus, your notes, with your classmates, and on Brightspace to see if you can locate the answer to your question.

When to email us:

- ✓ To notify the *Course Recordkeeper* that you will have to miss a test due to a medical or family emergency.
- ✓ To ask a simple, short question, e.g., “*What is the date, time, and location of the make-up test?*”
- ✓ To comment about course material, e.g., “*I was thinking about that case of dissociative identity disorder that you described in class, and I wondered if ...*” We are very happy to receive and respond to such comments. We also recommend that instead of emailing us a comment like that, you **see us before/after class or pop into one of our student (office) hours!**
- ✓ To make a comment about something you liked or something you think could improve the course. Please be aware that specific, constructive comments are more useful than general ones.


When *not* to email us:

- ✗ When the answer to your question can be found in this course syllabus – please make sure you look through the syllabus before emailing us (try using the search function for key words)
- ✗ To request information about a specific mark (assignment, test, final grade, or bonus points). We will post this information on Brightspace and you will be able to access your marks there.
- ✗ To request information about *why* you received a particular mark. Please see your TA during student hours (office hours) with such questions. These kinds of questions usually require direct interaction that is not effectively carried out via email.
- ✗ To ask for advice on improving your study techniques. This also requires direct interaction during student hours (office hours). Also, please see the section “Assessments” on Brightspace for some studying suggestions.

MATERIALS YOU WILL NEED FOR THIS COURSE**Required Text**

Myers, D. G., DeWall, C. N., & Gruber, J. (2024). *Psychology* (14th ed.). Worth Publishers.

A program called “Achieve”, which is an online study resource, comes included with the textbook if you purchase it new through the UVic bookstore. Although it is not required for the course, we recommend it, as it will help in your learning of the course material. You can purchase the textbook through the UVic Bookstore.



We recommend ordering your textbook as soon as possible because it may take some time for you to receive it (even the e-book!). This is the same textbook used in Psyc 100A, so if you've taken that section, you may already own it!

You have the option to purchase a new textbook in one of two ways: as an e-book (\$69.95) **OR** as looseleaf pages that go into a binder (\$135.95).

Both options include access to Achieve and **4-year access to an online version** of the text (at the publisher's Achieve website – see “Achieve – Optional Online Resource Material” below for more information), as well as a **2-year subscription to iClicker** (see “iClicker” below for more information).

To purchase your textbook (including Achieve), go to the UVic bookstore website and search for Psyc 100B + your section number (A01, A02, A03): <https://www.uvicbookstore.ca/text/>

After purchase, **access the textbook online ("Achieve")** via our course website. **Please make sure you keep your textbook and iClicker codes** in case you run into issues later in the semester:

TBA

Achieve - Optional Online Resource Material

If you purchase your textbook from the bookstore, you will also receive an access code for the textbook online site (Achieve). This site contains extra quizzes and videos to help with your understanding of the course material. Although recommended, it is not mandatory to do the “extras” on Achieve for this course.

To access the textbook online ("Achieve") go to our course website:
TBA

If you are registering directly on the Achieve platform (i.e., not using the link above), note that you will need to enter a course code: TBA

Please bookmark the page to make it easy to return to.

- For further guidance on accessing and utilizing Achieve, see:
<https://sites.google.com/macmillan.com/achieve-checklist-student/home?pli=1>
- You can reach a virtual representative 24 hours a day, 7 days a week through the online chat (go to “Chat with Us” at the bottom of the page):
<https://mhe.my.site.com/macmillanlearning/s/>

Required Technology

iClicker Personal Response System is needed to participate in class to earn up to 3% of your final mark. There are two options: *See *page 15 and Brightspace for information about creating your iClicker account.*

Option 1 iClicker Student: This app can be used on a personal device (laptop, smartphone, tablet). If you purchase a 14th edition textbook through the UVic Bookstore, it comes with a **2-year free subscription** to the online iClicker software. You can also purchase access to the app on its own from the UVic Bookstore.

To receive your 4% participation points, you must **create an account via a web browser (not the iClicker app!)**: (<https://student.iclicker.com/#/login>). **Important: When creating an iClicker account, please use the same email address that is associated with your netlink ID.**

For more information on how to register your iClicker to receive points, please see page 15.

Option 2 iClicker 2: This is a physical remote that can be purchased at the bookstore new or used (also usable in other courses that use iClickers) and can be sold back to the UVic bookstore. Only second-

generation iClickers can be used (if you use the original iClicker you may not be able to respond to all the questions in class). To receive your participation points, you must create an account and register your remote online at <https://student.iclicker.com/#/login>.

*Did you know **Microsoft 365**, including access to OneDrive storage and Microsoft Office applications, is available to all students? Instructions at: <https://onlineacademiccommunity.uvic.ca/O365/>

Course Website

The PSYC 100B website is accessible through Brightspace (<https://bright.uvic.ca>) and includes all course material, chapter summaries, quizzes, assignments, and test information.

- To access Brightspace you need a valid UVic **NetLink ID**. To register, go to the NetLink website (<http://netlink.uvic.ca/>) and follow the directions. If you cannot access our Brightspace site after receiving your NetLink ID, contact the computer helpdesk (helpdesk@uvic.ca; 250-721-7687).
- At first, on our course website, you'll only see the sections "Course Information", "Assessment Information", "Intro and Ch. 5". **Complete the Syllabus Scavenger Hunt in the "Course Information" section to unlock the rest of our course material (the Ch 10 Module will release Jan 10).**
 - **Why do we have you complete a syllabus scavenger hunt?** The syllabus is the most important document in this course and often, questions students have about the course can be answered with information from this document, so it's important you are familiar with it. It is not worth any grades – its purpose is to help set you up for success in this course.

WHAT IS THIS COURSE ABOUT?

Psychology is an exciting, complex scientific discipline, and is an essential part of the helping professions. We have designed PSYC 100B (and PSYC 100A) to provide an overview of:

- the main areas, concepts, findings, and methods of modern psychology
- various theoretical perspectives and professional orientations within psychology
- scientific methods of gathering information and forming conclusions from the study of human behaviour and functioning
- psychological principles from diverse perspectives that serve as a foundation for taking more advanced courses in psychology and related disciplines
- biological, social, and cultural factors that influence behaviour and mental processes
- how psychological principles help people lead better, healthier lives, and solve real world problems
- how to locate and utilize psychological research information

PSYC 100B focuses on human intelligence, personality, lifespan development, motivation, emotions & stress, psychological disorders, and psychological treatment. **PSYC 100A** focuses on the historical, methodological, biological, learning, and cognitive aspects of psychology. You do not have to take PSYC 100A after you have completed PSYC 100B, but you should be aware that if you wish to take any further courses in Psychology at the University of Victoria you must complete both PSYC 100A and B.

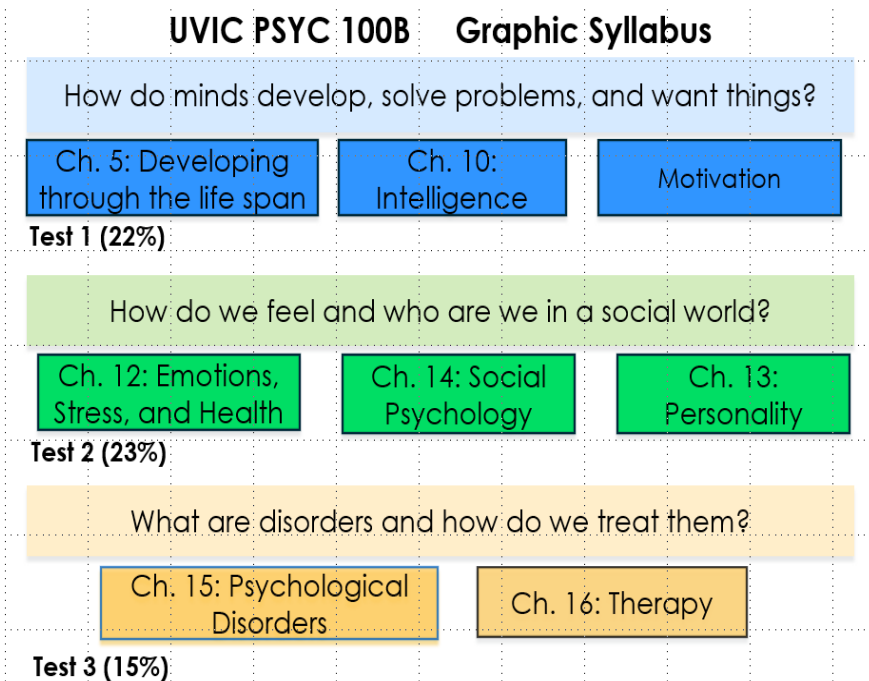
What is the Format of the Class?


Every Tuesday, Wednesday, and Friday we will meet in class for lecture (*note, there are a few Fridays that are online – they are indicated in the class schedule on p. 10). Each week on Brightspace, a Module corresponding to a chapter in the textbook and relating to a week of class, will be released. Each Module will contain:

- **Textbook reading.** One assigned textbook chapter (or Brightspace section) for you to read and a chapter summary highlighting important concepts from the textbook.
- **Topic Quiz.** A short online quiz related to the chapter material or assigned reading (prior to tests, there will also be a pre-test quiz). Quizzes are low-stakes assignments designed to help you stay on track with your reading! You only need to submit 8 of the 12 quizzes.
- **Assignments.** You are asked to complete an APA and study methodology assignment, and 2 of 4 critical reflection assignments. Information about assignments can be found in our “Assessment Information” Module.
- **Web Surveys.** You will have two survey opportunities in this course. Each survey is designed for you to think, reflect and plan for your academic success.

Graphic Syllabus

Below is a graphic syllabus outlining the topics we will cover in this course:





PLEASE NOTE: This is a psychology course in which we will be discussing topics related to mental health, psychological disorders and psychological treatment. You are expected to engage with material pertaining to these topics and you will be tested on this material.

Tentative Course Schedule

Class dates	Reading (Modules)	Topic(s)	Tests/ Notes	Quizzes Due 11 PM	CTRs/ Surveys Due 11 PM
Jan 6, 7, 9	Ch 5 (only Modules 15 - 17)	Intro to course Developing Through the Life Span	We recommend submitting well before deadlines, to avoid technical problems	Complete syllabus quiz to unlock course content	
Jan 13, 14, 16 (Jan 16 online)	Ch. 10	Developing Through the Life Span Intelligence	Fri Jan 16 online (instructions on Brightspace) <i>iClicker points start counting Tue Jan 27</i>	Q1 (Ch 5) Wed Jan 14 APA Quiz Fri Jan 16	
Jan 20, 21, 23		Intelligence Motivation	Jan 18: last day to drop courses & pay no fees Jan 21: last day to add courses	Q2 (Ch 10) Wed Jan 21	CTR #1 Option A Mon Jan 19 WS1 Fri Jan 23
Jan 27, 28, 30	Reading posted on Brightspace	Motivation	Test 1 (Fri Jan 30, in class) Ch 5, 10, & Motivation	Q3 (Motiv.) Wed Jan 28 Q4 (Pre-test quiz Ch 5,10, Motiv.) Thu Jan 29	
Feb 3, 4, 6	Ch. 12	Emotions, Stress & Health	Feb 8: last day to drop courses & receive 50% of tuition fees		CTR #1 Option B Mon Feb 2
Feb 10, 11, 13 (Feb 13 online)		Emotions, stress & Health	Fri Feb 13 online (instructions on Brightspace)	Q5 (Ch 12) Wed Feb 11	
Reading Break Feb 16 - 20 No classes this week					
Feb 24, 25, 27 (Feb 27 online)	Ch. 14	Personality	You must have at least one clicker point showing on your Brightspace record by Feb 25 to receive <u>any</u> points for the term. Fri Feb 27 online (instructions on Brightspace)		CTR #2 Option A Mon Feb 23
Mar 3, 4, 6	Ch 13	Personality Social Psychology	Feb 28: last day to drop courses without penalty of failure	Q6 (Ch 14) Wed Mar 4	
Mar 10, 11, 13		Social Psychology	Test 2 (Fri Mar 13) Ch. 12,14, 13	Q7 (Ch 13) Wed Mar 11 Q8 (Pre-test quiz Ch 12,14,13) Thu Mar 12	CTR #2 Option B Mon Mar 9
Mar 17, 18, 20 (Mar 20 online)	Ch. 15 (only Modules 48 - 51)	Psychological Disorders	Fri Mar 20 online (instructions on Brightspace)		
Mar 24, 25, 27	Ch. 16	Psychological Disorders Therapy	Wed Mar 25 is <i>Course Experience Survey (CES) day</i>	Q9 (Ch 15) Wed Mar 25	CTR #2 Option C Mon Mar 23 Survey 5 Fri Mar 28
Mar 31, Apr 1		Therapy	Test 3 (Wed Apr 1) Ch. 15, 16	Q10 (Ch 16) & Q11 (Pre-test quiz Ch 15 & 16) Tue Mar 31	Last day for Research Bonus Points Thu Apr 2

HOW WILL YOUR PROGRESS BE EVALUATED?

***Quizzes (including the APA quiz), Surveys, and the Critical Thinking Reflections** have a 24-hour extension built-in beyond the posted due date. We strongly encourage you to submit by the due date, however, if you need it, you do not need to email to get permission to use the 24-hour extension.

- E.g.: if something is due on Jan 19, 11pm, if you need it, you can use the 24-hour extension and submit by Jan 20, 11pm. Tests and submission for bonus research points do not have this extension.

We've devised many ways to obtain grades in this course. Your final grade will be based on the following:

% of grade	Evaluation tool	Date(s)
22%	Test 1 (Ch. 5, 10, & Motivation)	Fri Jan 30
23%	Test 2 (Ch. 12, 14, & 13)	Fri Mar 13
15%	Test 3 (Ch. 15 & 16)	Wed Apr 1
12%	Online Quizzes	Jan 14, 21, 28, 29, Feb 11, Mar 4, 11, 12, 25, 31: Only your top 8 quizzes count toward your final mark in the course. It's in your best interest to complete all 11 (but you can miss up to 3)
3%	iClicker	Beginning Tues Jan 27, you can obtain iClicker participation points. To receive full points, you must receive participation marks for 75% of the classes (see p. 15).
2%	Web Surveys	Jan 23, Mar 28. There are 2 web surveys that will be posted to Brightspace and you will receive 1% (of your final mark) for each survey you complete.
3%	APA & Study Methodology	Fri Jan 16 This assignment will help you understand APA formatting and differentiate between various study designs – skills that are crucial to the successful completion of your critical thinking reflection assignments.
8%	Critical Thinking Reflection #1 (CTR#1)	Jan 19, Feb 2 Complete 1 of the 2 (worth 8%) CTR#1 assignments This assignment aims to help you understand scientific research in psychology, and to help you refine your ability to write succinctly.
12%	Critical Thinking Reflection #2 (CTR#2)	Feb 23, Mar 9, 23 Complete 1 of the 3 CTR#2 assignments (you may complete 2; only your best grade will count). This assignment is similar to CTR#1 + has you learning how to use PsycINFO research database.
3% bonus	Bonus Research Participation	Earn up to 3% bonus points for research participation . Must be completed by 5pm Apr 2.

*We suggest completing all course components, however, **you must complete all 3 tests** to receive course credit. Failure to complete all 3 tests will result in a grade of "N" regardless of the cumulative percentage of all other elements of the course. N is a failing grade and factors into your GPA as a value of 0.

*In accordance with the [University's policy on academic concessions](#), "A student who completes all course requirements is not eligible for an academic concession". Consequently, students can only request deferrals for the completion of the 3 tests (required components) of this course.

Cutoff Points for Marks

A+	A	A-	B+	B	B-	C+	C	D	F
90-100	85-89	80-84	77-79	73-76	70-72	65-69	60-64	50-59	0-49

***Please note** that an A+, A, or A- is earned by work which is technically superior, shows mastery of the subject matter, and in the case of an A+ offers original insight and goes beyond course expectations.

Tests (60%)

You will write **three multiple choice tests in class**. Tests are non-cumulative (each only covers material since the previous test). All course material is testable (lectures, textbook chapters, readings on Brightspace). Tests will begin promptly at the start of class on test days. You are responsible for attending tests as scheduled and adhering to UVic's academic integrity policies.

**If one of our tests falls on a religious holiday that is important to you, please let us know and we'll figure something out.*

What to do if you miss a test:

You are responsible for attending tests as scheduled. If you miss a test due to unexpected and unavoidable circumstances (e.g., illness, accident, personal or family affliction, Indigenous cultural or community obligations), or conflicting responsibilities (e.g., service in the armed forces or emergency service, representing the university, province, or country by participating in an academic event, an athletic competition, or an artistic performance), please review you must complete the UVic "[Request for in-course concession](#)" form and email it to the **Course Recordkeeper** (TBA) as soon as possible (within 3 working days). The course recordkeeper will review the form and contact you via email about the date of your make-up test.

Direct link to the in-class concession form: https://www.uvic.ca/students/academics/academic-concessions-accommodations/request-for-academic-concession/forms/uvic_undergraduate_request_for_in-course_extension.pdf

*If you miss a test and fail to contact the Course Recordkeeper **within 3 days** of the test date, we will consider you to have not completed a major course requirement and will assign an N mark (failure due to not completing a course requirement) for the course.

What to do if you require special arrangements for tests due to a diagnosed condition:

1. You must be officially registered with the Centre for Accessible Learning (CAL) – please see <https://www.uvic.ca/services/cal/onlineservices/register/index.php> for more information. We will automatically be informed of your registration with them.
2. Prior to your test, if you have any questions about your accommodation, please contact the course recordkeeper.

The University of Victoria is committed to creating a learning experience that is as accessible as possible. If you are registered with the Centre for Accessible Learning and anticipate or experience any barriers to learning in this course, please feel welcome to discuss your concerns with us. If you are a student with a disability or chronic health condition, you can meet with a CAL advisor to discuss access and accommodations.

Quizzes (12%)

Why do we assign online quizzes?

The online chapter quizzes are an added incentive for you to keep up with your reading in the course and to give you some practice in utilizing and applying the concepts and studies discussed in the textbook.

- If your experience matches that of students in previous years, you'll find the quizzes beneficial because they help to motivate and structure your studying.
- There are a total of 11 quizzes: 8 chapter or topic quizzes designed to encourage you to complete the necessary pre-class readings and 3 pre-test quizzes designed to encourage you to study in advance of each test. You are only asked to **complete 8 of the 11** quizzes (although we recommend you complete them all – **only your top 8 marks will count toward your grade!**)

We strongly advise you complete quizzes prior to the last minute, that way, you'll have time to seek help if you have technical issues, or if you get sick the day the quiz is due. If you need it, each quiz has a built-in 24-hour extension. Late submissions beyond the 24-hour extension will not be accepted.

What if you miss an online quiz?

There is an automatic 24-hour extension for all quizzes (you don't need to ask us for it, it's already programmed in Brightspace). There is also no late penalty for completing it within the 24 hours after the deadline.

If you miss an online quiz beyond the 24-hour automatic extension, you will not have additional opportunities to complete the quiz. However, since only your best 8 out of 11 quizzes count toward your grade, if you miss one it can simply be dropped as one of your 3 "freebies." The 8-out-of-11 system is designed to give you flexibility in case you have a week where personal or other circumstances keep you from completing the quiz on time.

If you choose to discard your flexibility early in the semester and then something comes up later, you will unfortunately have no other option than to accept a low (or zero) mark on a quiz. **Because you can miss 3 quizzes and still obtain full marks for the quiz component, there are no additional opportunities to complete make-up quizzes for any reason (including illness).** The "extra" three quizzes are considered as make-up quizzes.

What if you have technical issues logging on or completing the quiz?

Brightspace will close the quizzes automatically after the built-in 24-hour extension. Please make sure you have completed the quiz *BEFORE* this time – due date extensions will not be permitted. We strongly suggest you attempt the quizzes at least one day prior to the due date, to allow you time to reach out for assistance if you encounter any issues.

- **If you have a technical problem completing a quiz:** contact the Computer Help Desk (helpdesk@uvic.ca; 250-721-7687). Please indicate whether you are having a NetLink or Brightspace problem.
- If you are still stumped, contact our Course Recordkeeper (TBA).

APA and Study Methodology Assignment (3%)

We will base 3% of your final grade on an assignment that relates to APA formatting and research study methodology. The assignment will be formatted as a quiz, but it will not be timed. You can feel free to use your textbook, the posted APA video, notes you've made, etc.

To properly complete your critical thinking reflections (see below), you will need to have a firm grasp of APA formatting (rules regarding the writing style of psychology assignments) as well as certain research methodology approaches in the field.

This assignment occurs prior to you completing your first critical thinking reflection, to help support your performance on your critical thinking reflections throughout the semester. More information about the APA assignment is provided on Brightspace (in the "Assessment Information" Module).

Critical Thinking Reflections (20%)

A total of 20% of your grade in PSYC 100B is derived from your contributions to the critical thinking reflections (CTRs) submitted via Crowdmark.

- CTR#1: You are asked to submit **1 of 2** CTR#1's (worth 8% of your final course grade).
- CTR#2: You are asked to submit **1 of 3** CTR#2's (worth 12% of your final course grade).
 - For CTR#2, you may submit **2 of the 3**, and only your best grade will count. If you submit all 3, your 3rd submission will not be graded.

The critical thinking reflections challenge you to understand, summarize, and reflect upon scientific research. They are submitted as a PDF using Crowdmark. More information about the format of the critical thinking reflections is provided on Brightspace (in the "Assessment Information" Module).

Why do we assign critical thinking reflections?

Tests and quizzes assess your learning of material covered in class, the textbook, and a bit of supplementary material. Critical thinking reflections (CTRs) are designed with the following goals in mind:

- Curiosity and research are critical components to success in university. These CTRs give you an opportunity to explore information that extends beyond lectures and the textbook.
- Effective research and writing are foundational to succeeding in university. These CTRs will help you learn how to search for, read, and summarize psychology research articles and use the articles to support your reasoning.
- Critical reflection and formulating supported opinions are fundamental to success in academia as well as life in general. CTRs allow you to think about information in a deeper way and to formulate a substantiated opinion.
- Work written in psychology must be formatted using the American Psychological Association (APA) style (currently, the 7th edition of that style). These CTRs give you the opportunity to learn how to engage in scholarly writing by correctly using APA style in your writing, citations, and references.

What do I do if I miss submitting a critical thinking reflection option?

Because you only need to complete 1 of the 2 CTR#1 options, and 1 of the 3 CTR#2 options, the additional options serve as "make-up" critical thinking reflections; **we do not offer additional options**. Remember, if you need it, **each submission option has a built-in 24-hour extension**.

It is in your best interest to complete the critical reflections scheduled earlier in the semester and use the later ones as "supplementary" ones if you wish to improve your mark or if you missed one of the earlier ones because of illness or a personal emergency.

Web Surveys (2%)

Two percent of your final grade will be based on the completion of two web surveys, each worth 1% of your final grade; each will take you between 10 – 20 minutes to complete.

You are strongly advised to complete the surveys before the due date so you can seek help if you have technical issues, or if you get sick the day the survey is due. If you need it, **there is a built-in 24-hour extension for each web survey**. **Late submissions will not be accepted**.

iClicker (3%)

Three percent of your final grade will be based on your in-class participation using the iClicker Personal Response System. Please note, **a 2-year subscription to the iClicker Student app/program is included for free when you purchase your textbook new through the UVic bookstore.** Alternatively, there are many iClicker purchase options at the bookstore. For example, you can purchase 6-month app access from the UVic bookstore for \$17.95. You can also purchase a new iClicker remote from the bookstore +5 years polling access (\$57.95).

Why do we use Clickers in class?

Clickers are used to work together through questions posed in class. When used effectively, iClickers can increase your ongoing engagement and involvement, promote a safe environment to communicate your answers, and create lively discussions in class. Clickers can also provide immediate feedback about your understanding of the class material and help us figure out how to improve your understanding of a concept.

Information on how to access your iClicker account is on our Brightspace page, in the “Assessment Information” Module.

iClicker points will be based on participation in PSYC 100B classes on the following 20 dates.

Attend at least 15 of the 20 iClicker classes to receive full points:

Jan 27, 28 Feb 3, 4, 6, 10, 11, 24, 25 Mar 3, 4, 6, 10, 11, 17, 18, 24, 25, 27, 31

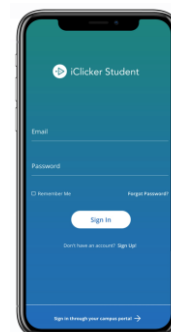
If you complete the iClicker questions in 75% or more of the above 20 classes (15 or more classes), you will receive the maximum 3% toward your final grade. If you participate in fewer than 15 classes, you will receive the following percentages (**there are no make-up opportunities for missed iClicker classes**):

14 classes: 2.8%	10 classes: 2%	6 classes: 1.2%	2 classes: 0.4%
13 classes: 2.6%	9 classes: 1.8%	5 classes: 1%	1 class: 0.2%
12 classes: 2.4%	8 classes: 1.6%	4 classes: 0.8%	
11 classes: 2.2%	7 classes: 1.4%	3 classes: 0.6%	

Instructions for how to set up your iClicker to use in class

To receive marks for iClicker participation, you must have an iClicker account using your **email address associated with your UVic Brightspace account** (not necessarily your @uvic.ca email address) and your **correct V-number**. If you need to create an iClicker account, follow the instructions below:

1. Visit <https://student.iclicker.com/#/login> OR download the **iClicker Student** iOS/Android app. Select **“Sign Up!”** to create your account. Note: If you already have an iClicker account, just sign in. **Do not create and use more than one iClicker account** as you will only receive credit from a single account.
2. Enter your institution (“University of Victoria”), select the correct institution and click “next”
3. On the **Create Account** form, fill out your First Name, Last Name, email address associated with your UVic account, and your V Number, and create and confirm your password.
 - a. To check what email address you have associated with your UVic account:
 - i. Sign-in with your Netlink ID and passphrase at <https://www.uvic.ca>



- ii. Scroll down in the “Online Tools” area of the page to “Personal & account profile” and click on “Profile; address, phone & email”
 - iii. Check the email address labeled “Preferred (contact) email” under “Email addresses”
4. Check your iClicker course list. Once you sign in, you should be automatically dropped into the correct PSYC 100B course. If not, use the “+” sign to search for the course and enter “University of Victoria” as your institution and “PSYC 100B” and A01, or A02, or A03 as the course. Select **Add This Course** and it will be added to the main screen of the iClicker app.
 5. **Using a web browser, enter your access code from the bookstore to activate your subscription.** When you create a new iClicker student account you will have a **2-week free-trial** period to participate in class sessions. Before the trial period ends, you will need to **redeem an access code** in the subscriptions section of your iClicker student account. **Access codes cannot be entered via the smartphone or tablet app.** The app will not give you the option to enter an access code (it will only allow you purchase a subscription). If you are using a smartphone or tablet, simply use the web browser on your device to follow the registration guidelines. To continue onto registration: click the three-line icon in the upper left corner, select “Subscriptions”, click “Polling”, click “Enter Access Code”, type in the code, and click “Submit”.
 - If you already have an existing iClicker account, please double check that your account has the correct information. You may need to edit the account so you are using your **email address associated with your UVic account** (see #3 above for how to check this) and your **V-number**. Visit <https://student.iclicker.com/#/login> or the iClicker app and sign-in. Click on the three-line icon in the upper left corner, select “**Profile**” and make your edits. Click **Save Profile** before exiting if you are using the web app. If you need to redeem an access code, please follow Step 5 from above.
 - **If you have a physical iClicker remote**, you do not need to pay for an iClicker subscription and can ignore any “Buy” messages. You must register your 8-digit iClicker remote ID (found on the back of your remote) in your iClicker account. You can do this by clicking on the three-line icon on the top left, go to **Profile** and then **Register Remote**. Note that iClicker serial numbers do not contain letter O’s, only number 0’s.



What if you miss an iClicker class?

Because you only need to participate in 15 of 20 iClicker classes, the additional ones serve as “make-up” classes for missed ones (e.g., because of illness, sporting events, low batteries, forgotten iClicker, technical malfunction, etc.). **No additional opportunities are offered**, nor will your grade be prorated.

It is an academic infraction to respond using the app when you are not present in class, respond on behalf of another student by logging in or bringing another student’s clicker to class, or to have someone else click in on your behalf. This will be treated similarly to other academic infractions (such as cheating on an exam) and will be subject to university disciplinary procedures. Please remember that the clickers provide you with an opportunity to enhance your in-class learning, and it is expected you will cooperate in making the system work to help you and your colleagues learn.

What if you attend a PSYC 100B class section different than the one in which you’re registered?

Because of the way the system is set up, you can only receive iClicker points by using your iClicker in the PSYC 100B section in which you are officially registered. For example, if you are registered in the A01 section, but attend the A02 section, although your iClicker will still seem to work, your points will not register in the system, so you will not receive any iClicker points.

When will you see your iClicker participation grades?

We upload iClicker grades three times in the semester. Updated iClicker records will be posted to Brightspace (under “Grades”) typically within one week after Test 1 and Test 2. Final iClicker totals will be posted to Brightspace shortly after Test 3. If you have a question about your iClicker points, please address this within 2 days of Test 3 because final course grades are calculated shortly after Test 3, and your iClicker totals, as posted on that date, will be used to calculate your final grade. Only your iClicker mark as posted on Brightspace (not the iClicker website or app) will be used to calculate your grade. **If you reach out to us after 3 days post-Test 3, we will not be able to adjust your iClicker grade.**

Please check your Clicker record before February 27 to make sure you have at least one Clicker point posted and are receiving correct credit for your Clicker participation. Only students who have a posted record on Brightspace of at least one iClicker point by this date will be eligible to receive any iClicker points for the term. **Students who do not have any posted clicker points by Feb 27 will receive 0 on their final iClicker total regardless of iClicker activity after that date.** This deadline is in place to ensure that any iClicker registration issues are rectified early in the term, and to encourage students to begin their iClicker participation as early as possible.

If you have questions about your iClicker points, please contact the Course Recordkeeper at TBA, or drop by during their student (office) hours (posted on Brightspace).

Extra Credit for Research Participation (+3%)

Information about how to sign up for research participation is available on Brightspace.

An important component of Psyc 100B is for you to learn about research in psychology. Faculty and advanced students in the Department of Psychology conduct research, exploring processes such as social interaction, perception, memory, problem solving, and communication. We have arranged for you to earn extra credit toward your course mark by participating in approved research. This offers you the opportunity to experience first-hand how psychological research is done. Once your participation is complete, you will receive a full description of the purpose of the research.

- In most projects, your participation involves having your responses recorded/measured as you perform a task or complete a questionnaire. A departmental committee as well as the university’s Human Research Ethics Board have reviewed and approved all the projects available to you for bonus research points.
- The aim of these research projects is not to evaluate your personal abilities, but to explore various features of human behaviour and discover how they change under different conditions. Researchers will protect your confidentiality. Your performance will have no effect on your course marks.
- You will receive 0.5 points for each 30 minutes of participation, up to a maximum of 3 points (1 point = 1%). You may participate in as many projects as you wish, but you will receive no more than 3 points for this class, and you may not carry over points from one semester to another.
 - **Note:** Although we have set a 3-point maximum, the opportunity to earn all 3 points may not be available, as this depends on the number of research projects requiring participants.
- You may participate in any given project only once and you cannot use the same points for multiple courses. The last day for participation is the last day of classes (Thursday April 2, 5pm). We will receive students’ credit information a few days after that and post to Brightspace. It is your responsibility to check your posted credits within 24-hours of us posting them, because once final

marks have been submitted, there will be no changes to marks due to incorrectly assigned extra credits.

If you do not wish to, or cannot, participate in research studies for any reason, but still wish to have the opportunity to earn an equivalent amount of extra credit, you may the course coordinator (TBA) **no later than Feb 20** to arrange for an alternative option involving written assignments.

WHAT ARE WE EXPECTING FROM YOU?

Psychology is a scientific discipline, and it requires considerable thought and time to develop an understanding of psychological research and principles. We expect you to complete the assigned weekly materials, to attend and engage in class sessions, to attend student hours (office hours) when needed, and to spend several hours a week (between 4 - 7 hours outside of class) toward mastering the course material.

Attend class sessions and student hours (office hours). Attending our three weekly classes will help to increase your understanding of the material and provide you with opportunities to engage with and discuss the material with the instructor and your classmates. We encourage you to bring your questions and ask for clarification, or to bring examples that you found useful in illustrating some of the concepts.

Manage your time. Courses can be tricky to complete if you don't stick to a schedule. Be prepared for tests by completing the assigned readings, chapter quizzes, and other assignments/activities in accordance with the schedule provided above (p. 10). Set aside blocks of time each week to work on the course material and make sure to attend class and drop into student hours (office hours) if needed, during the scheduled times.

Check the Brightspace website often. All course materials will be available through Brightspace: <https://bright.uvic.ca/d2l/home/459539>

Conduct yourself appropriately, be open-minded, & respect diversity. Please listen to and interact with others in a respectful manner. We are all very diverse and have different values, beliefs, opinions, and experiences – maintain an open mind to these differences. You may debate with others who hold opinions different from your own, but you must always remain respectful.

Provide constructive feedback. We always welcome ideas to improve this course and to facilitate learning. We encourage you to provide constructive feedback about your experiences in the course. Please send your instructor an email or see them during student hours (office hours) to discuss your suggestions. Approximately halfway through the semester, there will be an anonymous survey posted to Brightspace where you can give us some course feedback. Additionally, at the end of the semester, we will provide time in class for you to complete UVic's Course Evaluation Survey.

Let us know if there are any special circumstances. Each of us learns in different ways and with varying degrees of success. If you know of any factors in your life that hinder your ability to learn up to your potential in this course, please contact the Centre for Accessible Learning (CAL: <https://www.uvic.ca/accessible-learning/index.php>). The CAL staff are available by appointment to assess specific needs, provide referrals, and arrange for appropriate accommodations. We will automatically be notified if you receive any CAL accommodations.

What Can You Expect From The Psyc 100 Team?

We are available to help

We are available to help via e-mail and student hours (office hours). See section "Whom should you contact if you have a question?" (p. 5) to find the correct person to reach out to. Please attend student hours (office hours) for your more detailed or complicated questions. We will be available during these hours to discuss your grades, understanding of the material, or your general interest in Psychology. Student hour times and locations are posted on Brightspace and are offered most days of the week and at various times.

We will upload class lecture slides and chapter summaries on Brightspace

We will post lecture slides and chapter summaries each week to Brightspace. Supplementary material, designed to provide more in-depth information related to core concepts may also be uploaded.

We will give and receive feedback

We will be available in student hours (office hours) to give feedback on the assignments and tests (please note: you must go to one of the in-person TA office hours to review a test). We are also open to receiving constructive feedback about your experiences within the course.

HOW CAN YOU DO WELL IN THIS COURSE?

Check that you have completed all the work. Keep up with the readings, lectures, quizzes, surveys, participate in iClicker questions in class, and complete assignments. These are designed to help you keep up with the material! There are weekly checklists on Brightspace to help you stay on track!

Because extra “make-up” quizzes, iClicker opportunities, and critical thinking reflections (beyond those necessary to receive full marks) are already scheduled, additional make-opportunities are not arranged. We recommend submitting things well before deadlines (to avoid technical problems or illness) and completing required course components by the due dates.

Check your performance early in the course. Make sure you check your grades for the various components ahead of time so any discrepancies can be resolved early in the semester.

If you are not getting the marks you want on assignments or tests, come to student hours (office hours) to ask for help improving the way you approach the material. At the end of the term, if you are short of your goal, **there are no extra opportunities to improve your grade.**

Create study groups. You can regularly meet in-person or online in groups of 2 – 6 people (you can of course be more, but we’ve found that range to be ideal) to work through the material together. Not only can it be helpful to have others explain concepts to you, but it can also be helpful to explain concepts to others – in fact, that’s one of the best ways to learn!

Thanks for taking the time to read through this syllabus – We are looking forward to our class together!

Copyright Statement: All course content and materials are made available by instructors for educational purposes and for the exclusive use of students registered in their class. The material is protected under copyright law, even if not marked with a ©. Any further use or distribution of materials to others requires the written permission of the instructor, except under fair dealing or another exception in the Copyright Act. Violations may result in disciplinary action under the Resolution of Non-Academic Misconduct Allegations policy (AC1300). **UVIC RESOURCES AND POLICIES**

On the following pages, you will find information from UVic about various resources for student wellness, and important academic dates and policies.

APPENDIX