



# MAJOR EARTHQUAKE CAMPUS EVACUATION PROCEDURES

If shaking due to a major earthquake causes damage (e.g. broken glass, overturned furniture), evacuate and move away from your building. For safety reasons, we may need to evacuate the campus. Make your way to the Campus Assembly Area to receive further instructions and information. Go to a temporary Holding Area first if you need an initial safe meeting place or assistance.

Please read the following procedures and become familiar with the Campus Evacuation Map (on reverse) so you will know what to do when the shaking stops.

---

## IF INSIDE A BUILDING:

- Stay inside.
- DROP, COVER and HOLD ON.
- When the shaking has stopped and if damage has occurred, take personal items (e.g. keys, purse, phone) and evacuate the building if safe to do so. Do not use elevators.
- Move cautiously as you leave the building and watch for falling debris.

## IF TEACHING OR PRESENTING:

- When the shaking starts, DROP, COVER and HOLD ON. Advise others to do the same.
- When the shaking has stopped, instruct your group to leave the building. Watch for falling debris.

## IF OUTSIDE:

- Stay outside and crouch low until the shaking stops.
- Stay away from buildings, trees, power lines and other potential hazards.

## CAMPUS ASSEMBLY AREA

- When safe, follow the routes indicated to the Campus Assembly Area to receive instructions and information. If necessary, go to the nearest Holding Area before moving to the assembly area.
- Be aware that aftershocks will occur.
- Do not re-enter buildings until Campus Security has given the ALL CLEAR signal.
- Do not isolate yourself. Stay with others and help those requiring assistance.
- Be aware of potential hazards. If possible, report them to Campus Security.
- If you leave the campus before reporting to the assembly area, please advise a colleague, supervisor or fellow student.

For more details on campus evacuation go to [uvic.ca/evacuation](http://uvic.ca/evacuation).

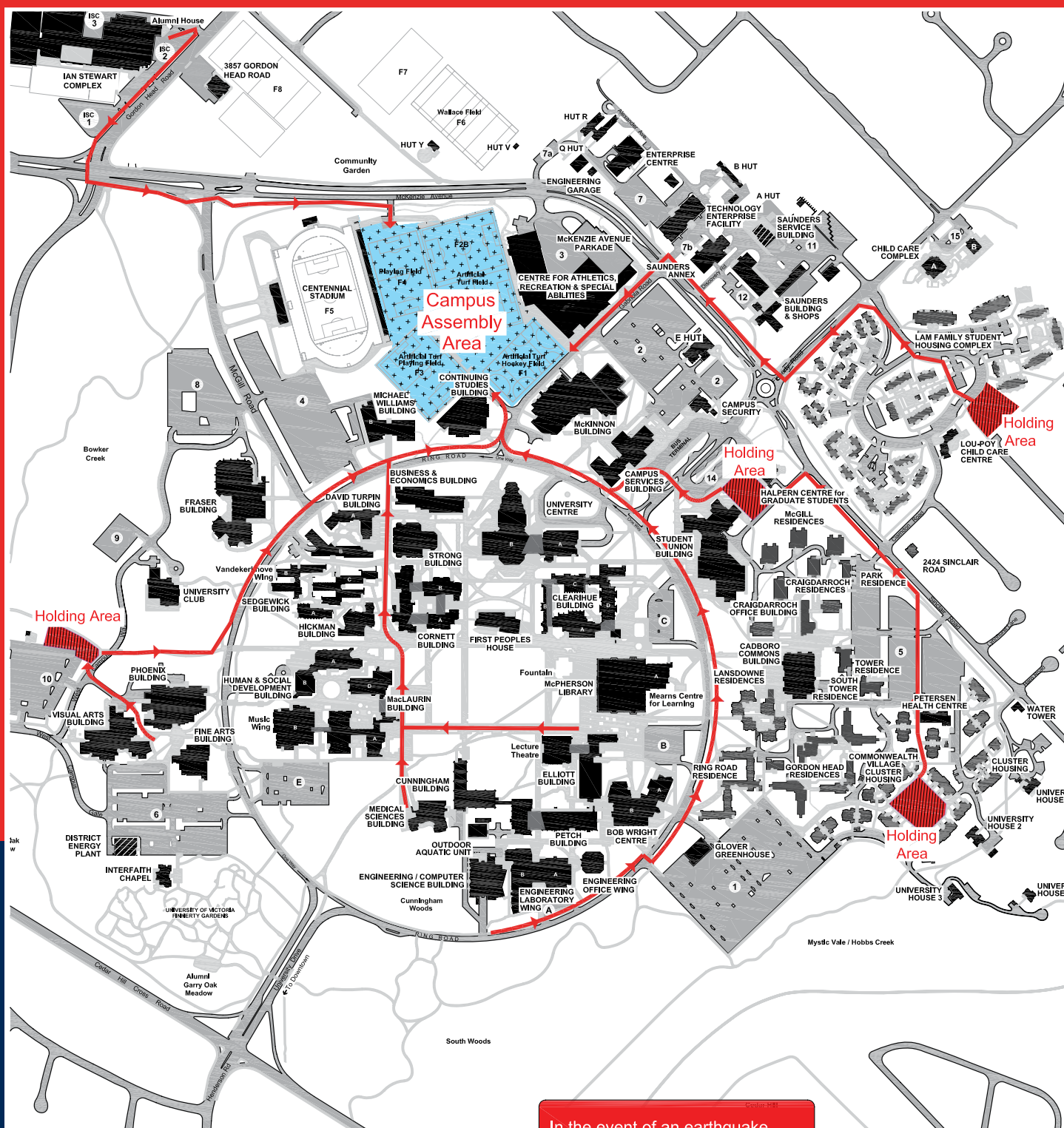








@uvic

[uvic.ca/alerts](http://uvic.ca/alerts)



University  
of Victoria



- |   |                              |   |                      |
|---|------------------------------|---|----------------------|
|  | Buildings                    |  | Access Routes        |
|  | Residences                   |  | Holding Areas        |
|  | Buildings Under Construction |  | Campus Assembly Area |

In the event of an earthquake

- DROP, COVER, & HOLD ON
- Evacuate building when able
- Go to Holding Area if necessary
- When safe, make your way to Campus Assembly Area
- Use red access routes indicated

100 0 200  
Meters Feet

