

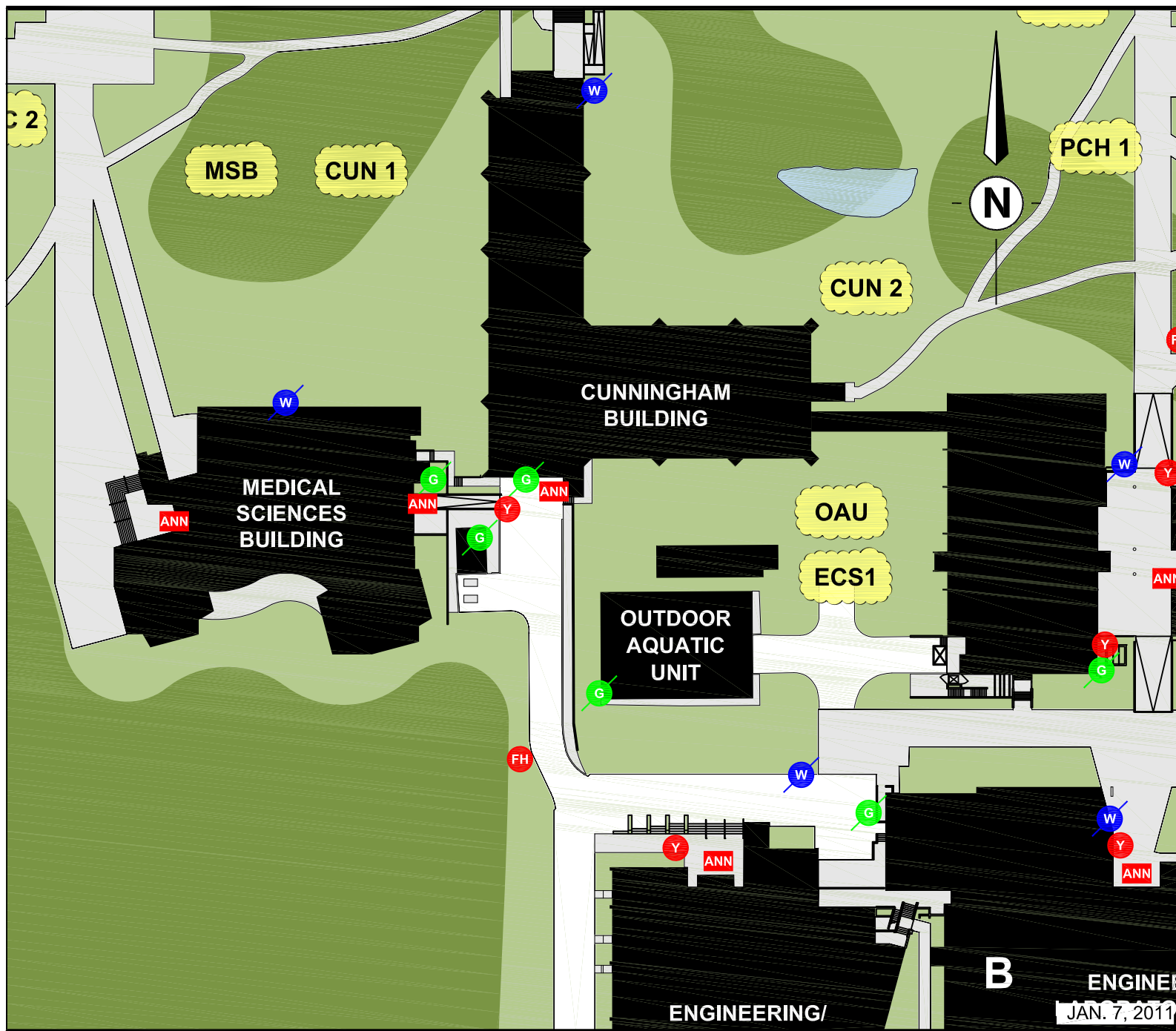


BUILDING EMERGENCY ASSEMBLY POINT(S)

Legend:

-  Pumper Connection
-  Fire Hydrant
-  Water Shut-off
-  Gas Shut-off
-  Annunciator Panel
-  Assembly Point



IF YOU SEE A FIRE OR SMELL SMOKE:

1. Activate the nearest fire alarm pull station.
2. Call 911 and Campus Security Services at (250) 721-7599.
3. Evacuate the building and go to the nearest designated Emergency Assembly Point.
4. Follow the instructions of the Emergency Floor Coordinator(s)
5. Use only the EXIT STAIRS and EXIT DOORS to leave the building.
6. NEVER USE THE ELEVATOR DURING AN EMERGENCY. Report to Campus Security Service personnel or Fire Department personnel.

IN CASE OF EARTHQUAKE:

1. At the first sign of shaking, DROP, COVER and HOLD.
2. When shaking stops, follow BUILDING EMERGENCY PROCEDURE.

IF YOU HEAR A FIRE ALARM EVACUATION SIGNAL:

1. Use only the EXIT STAIRS and EXIT DOORS to leave the building.
2. NEVER USE THE ELEVATOR DURING AN EMERGENCY.
3. Once outside the building, proceed to the nearest designated EMERGENCY ASSEMBLY POINT.
4. DO NOT go back into the building for any reason until so instructed by security personnel or the fire department.

Emergency Assembly Point(s)

BLDG #140
Cunningham Building