

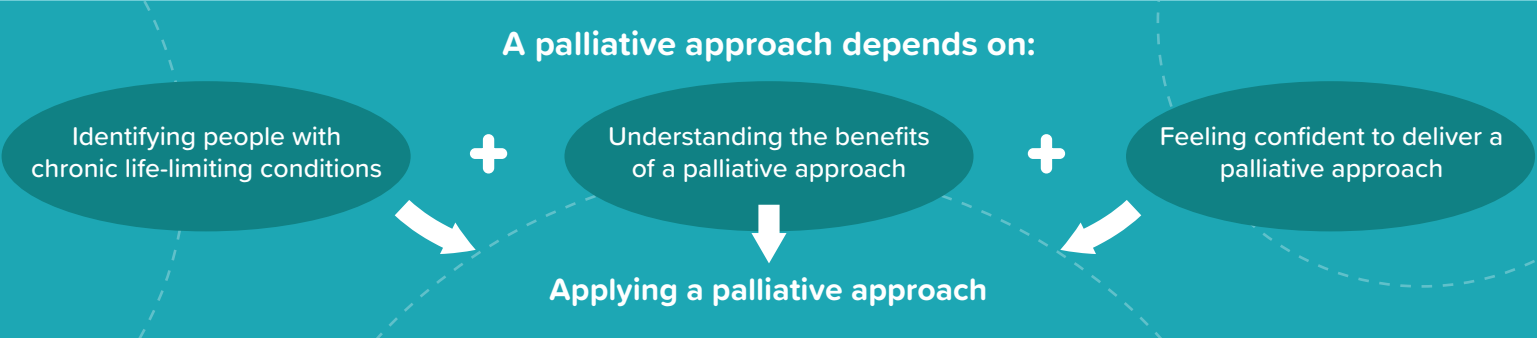
# Perspectives Regarding a Palliative Approach

(iPANEL Survey\* results)



A palliative approach takes principles of palliative care and

- ADOPTS** them EARLY in the course of a person’s life-limiting condition
- ADAPTS** strategies to meet patient and family needs
- EMBEDS** practices into usual care in settings that do not specialize in palliative care



Different uses of the term "palliative" may miss many people who would benefit from a palliative approach.



**Home & community care**  
People are often viewed as 'palliative' when they're registered for BC palliative benefits



**Long term care**  
People are often viewed as 'palliative' when they are in their last days of life



**Acute care**  
Care is viewed as 'palliative' when the goal changes from cure to comfort

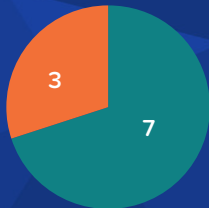
Better recognition of chronic conditions as they progress towards death is needed

When asked to identify the proportion of people in care settings with a chronic life-limiting illness...

■ Has life-limiting condition    ■ Does not have life-limiting condition



**Home & community care**  
Average proportion of clients identified (out of 10)  
*Lower than expected.*



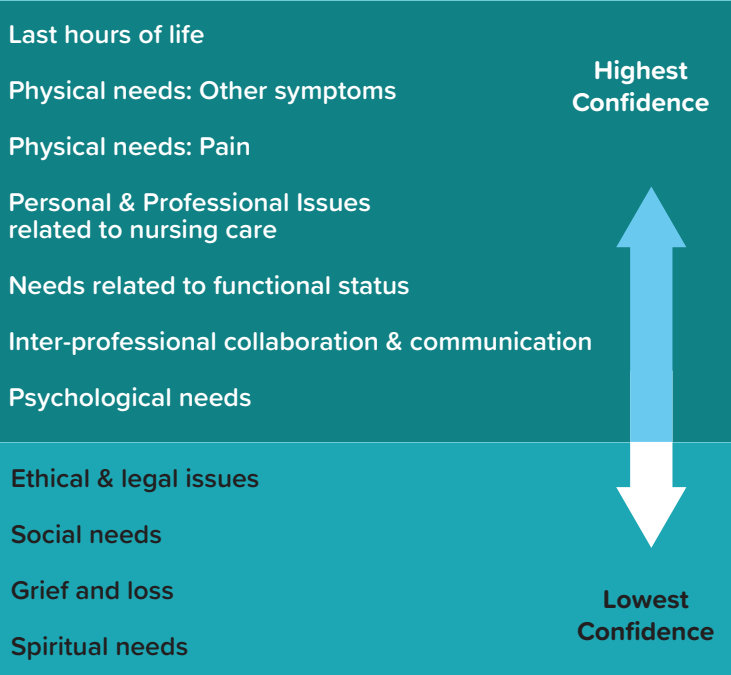
**Long term care**  
Average proportion of residents identified (out of 10)  
*Lower than expected. Most residents have progressive life-limiting conditions when they move into care.*



**Acute medical units**  
Average proportion of patients identified (out of 10)  
*Lower than expected. Also, a palliative approach was only used with half of the patients identified.*

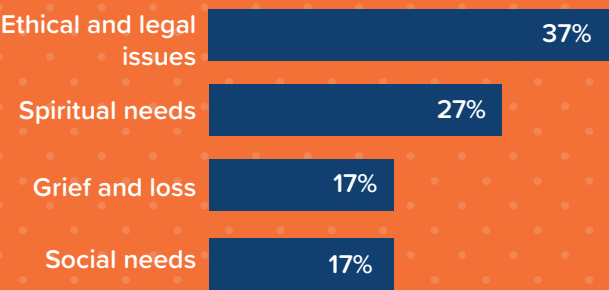
How confident are nurses and homecare workers?

There is work to do in improving self-competence and knowledge



Knowledge most in need of improvement

Percentage of nurses and home care workers who see their knowledge as less than adequate in noted areas below:



Learning builds skills and confidence - Interactional learning is preferred:

Face-to-face learning draws on the expertise of colleagues, including “just in time” learning from huddles, care rounds, and mentorship



Online supported learning and self-study are used, but not preferred



\* Sawatzky, R., Roberts, D., Reimer-Kirkham, S., Tayler, C., Stajduhar, K.I., & the iPANEL team. (2014). Integration of a palliative approach in home, acute medical, and residential care settings: Findings from a province-wide survey. Figshare. <https://doi.org/10.6084/m9.figshare.1455949.v1>