



**University
of Victoria**

UVic CES Faculty Report for Courses Offered in BU (201809)

UVic Course Experience Survey - Fall 2018

Project Audience 3920

Responses Received 2147

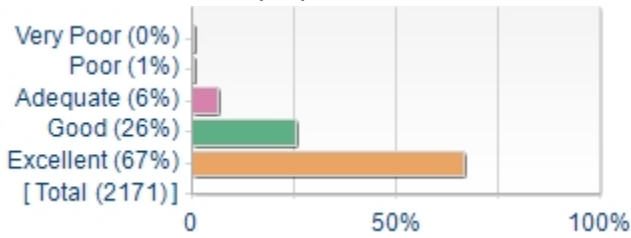
Response Ratio 55%

Creation Date Thu, Jan 17, 2019



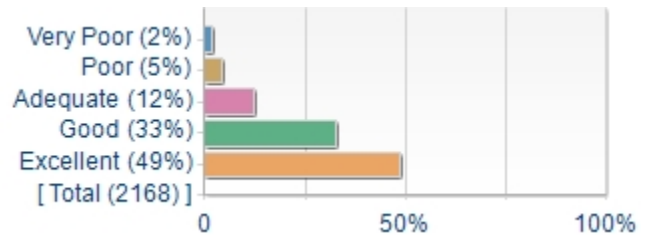
I Instructor's Teaching - Students' Ratings on the Following Statements:

1. The instructor was prepared for course sessions



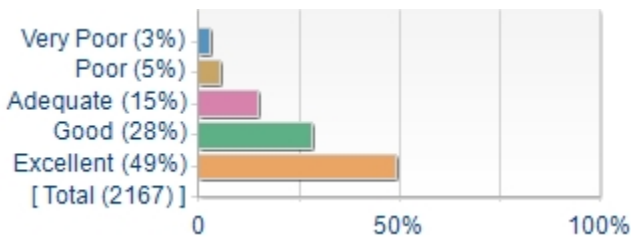
Statistics	Value
Response Count	2171
Mean	4.57
Median	5.00
Standard Deviation	0.69

2. The instructor's explanations of concepts were clear



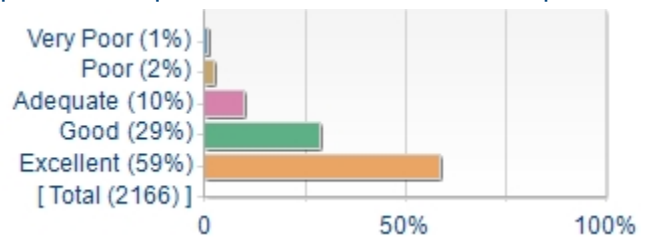
Statistics	Value
Response Count	2168
Mean	4.22
Median	4.00
Standard Deviation	0.95

3. The instructor motivated you to learn in this course



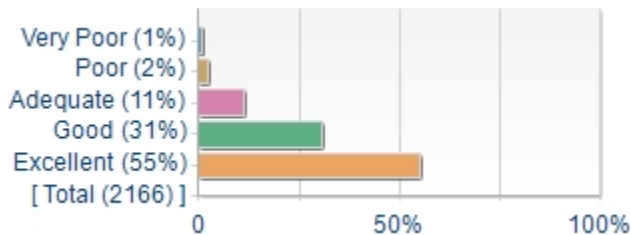
Statistics	Value
Response Count	2167
Mean	4.15
Median	4.00
Standard Deviation	1.04

4. The instructor was available to answer your questions or provide extra assistance as required



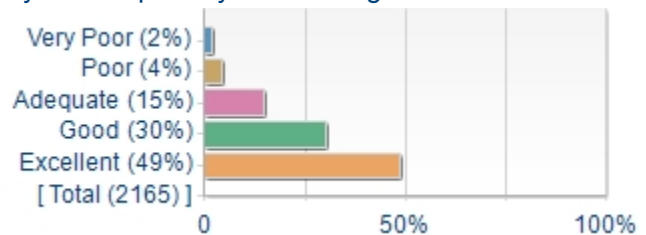
Statistics	Value
Response Count	2166
Mean	4.42
Median	5.00
Standard Deviation	0.81

5. The instructor ensured that your assignments and tests were returned within a reasonable time



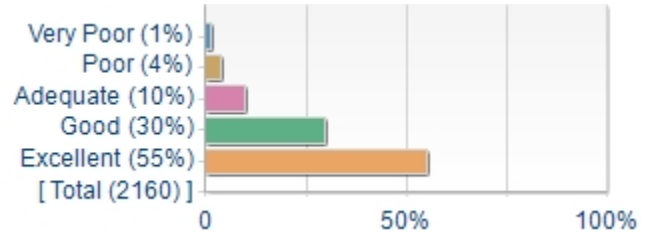
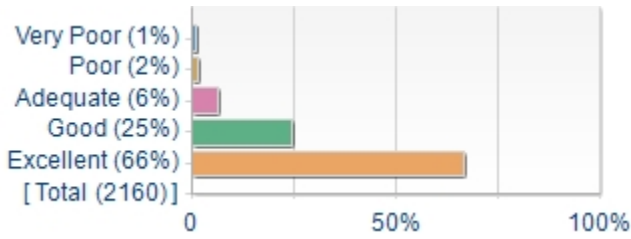
Statistics	Value
Response Count	2166
Mean	4.36
Median	5.00
Standard Deviation	0.84

6. The instructor was helpful in providing feedback to you to improve your learning in this course



Statistics	Value
Response Count	2165
Mean	4.20
Median	4.00
Standard Deviation	0.97

7. The instructor demonstrated respect for students and their ideas 8. Overall, the instructor was effective in this course

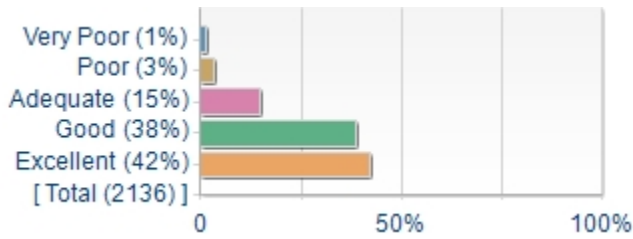


Statistics	Value
Response Count	2160
Mean	4.54
Median	5.00
Standard Deviation	0.77

Statistics	Value
Response Count	2160
Mean	4.34
Median	5.00
Standard Deviation	0.90

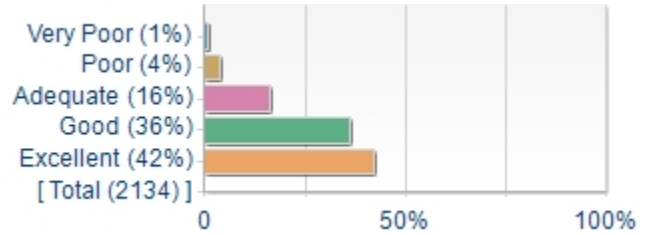
II Course Design - Students' Ratings on the Following Statements:

1. The course structure, goals and requirements were clear



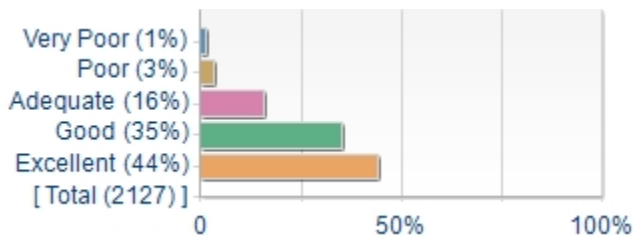
Statistics	Value
Response Count	2136
Mean	4.17
Median	4.00
Standard Deviation	0.89

2. The materials provided for learning the course content (e.g. handouts, posted material, lab manuals) were clear



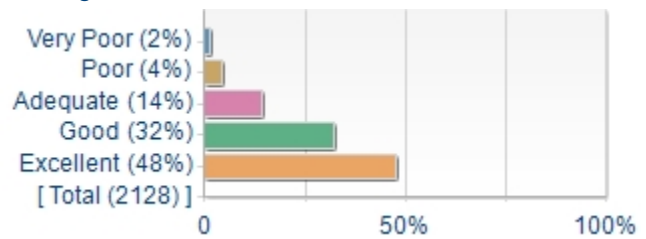
Statistics	Value
Response Count	2134
Mean	4.14
Median	4.00
Standard Deviation	0.91

3. The assigned work helped your understanding of the course content



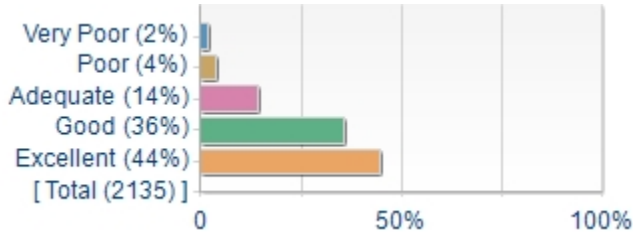
Statistics	Value
Response Count	2127
Mean	4.18
Median	4.00
Standard Deviation	0.90

4. The course provided opportunities for you to become engaged with the course material, for example through class discussions, group work, student presentations, on-line chat, or experiential learning



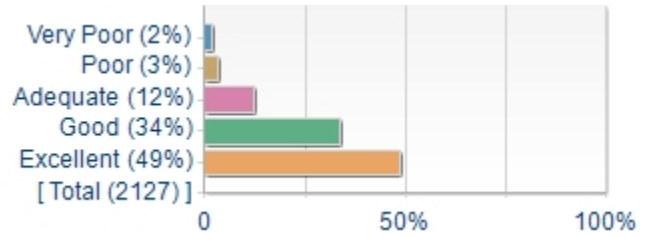
Statistics	Value
Response Count	2128
Mean	4.20
Median	4.00
Standard Deviation	0.95

5. The methods of assessment used to evaluate your learning in the course were fair



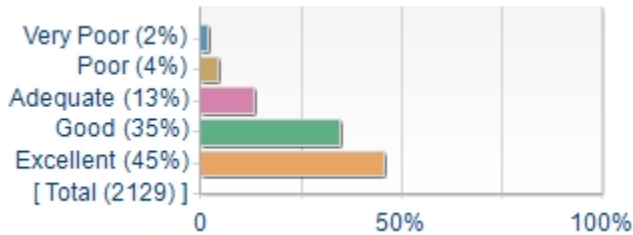
Statistics	Value
Response Count	2135
Mean	4.17
Median	4.00
Standard Deviation	0.94

6. The course provided relevant skills and information (e.g. to other courses, your future career, or other contexts)



Statistics	Value
Response Count	2127
Mean	4.25
Median	4.00
Standard Deviation	0.92

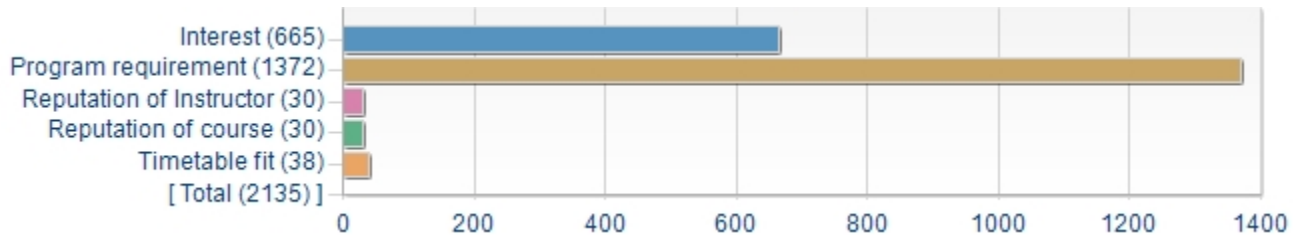
7. Overall, the course offered an effective learning experience



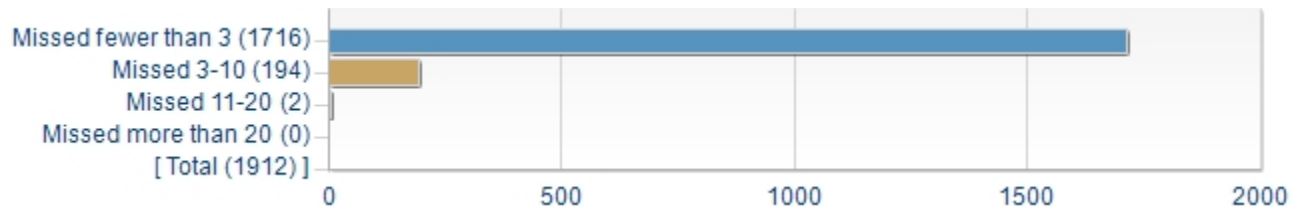
Statistics	Value
Response Count	2129
Mean	4.18
Median	4.00
Standard Deviation	0.95

III Statements About The Students:

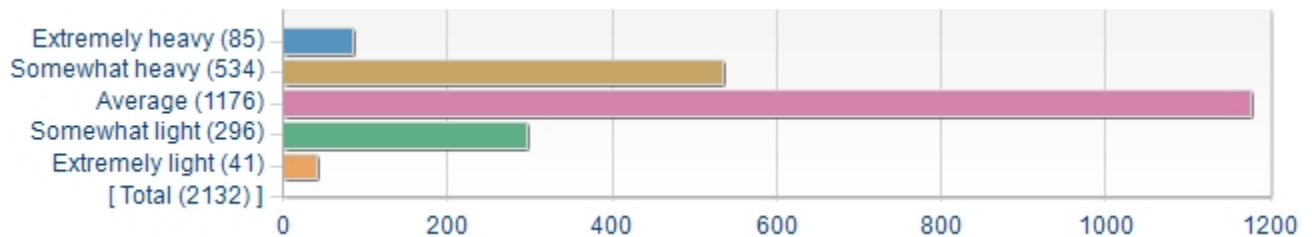
My primary reason for taking the course.



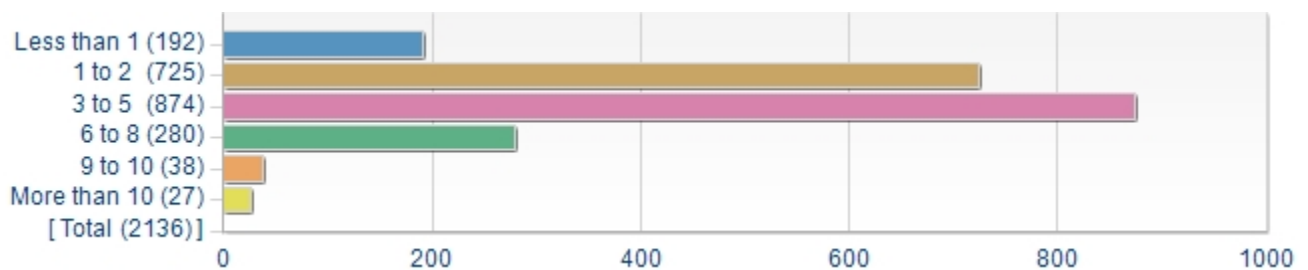
The approximate number of classes or labs that I did not attend



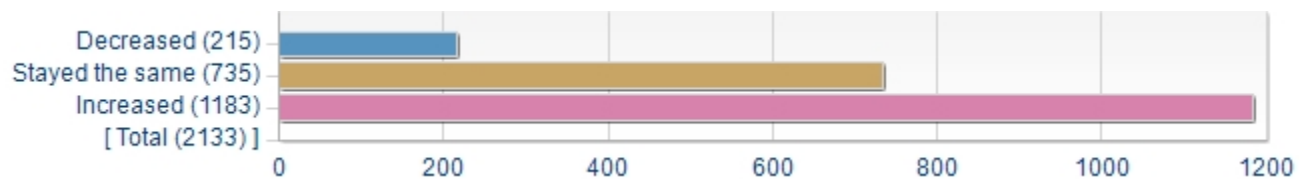
Relative to other courses I have taken at UVic, the workload in this course was



The approximate number of hours per week I spent studying for this course outside of class time:

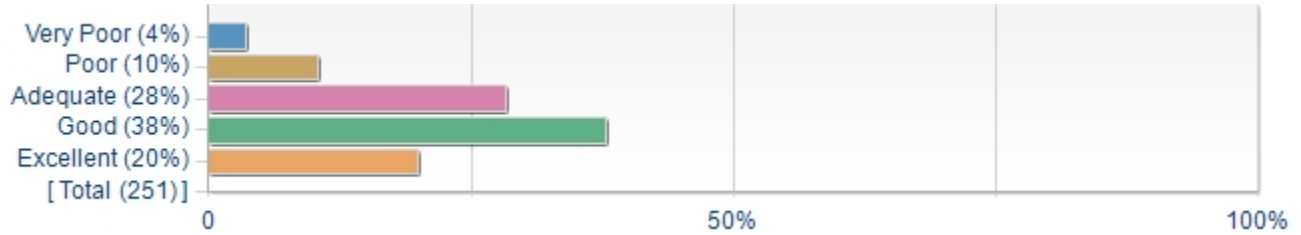


As a result of my experience in this course, my interest in the material:



IV Additional Statments:

How well were your current or previous work experiences (including co-op experiences, if applicable) integrated into the classroom experience?



Statistics	Value
Response Count	251
Mean	3.60
Median	4.00
Standard Deviation	1.03

My Instructor gave time in class to complete this survey.

Options	Count	Percentage
Yes	1581	76%
No	418	20%
Does not apply (online course, field course, etc.)	90	4%