

## **UVic CES Faculty Report for Courses Offered in FA (201505)**

### **UVic Course Experience Survey - Summer 2015**

Project Audience 395

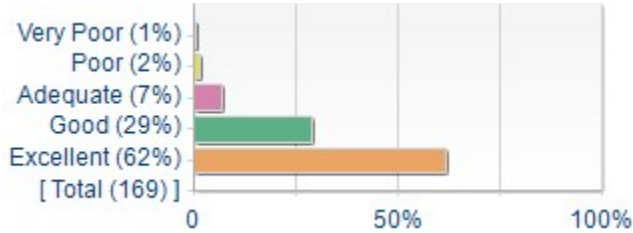
Responses Received 151

Response Ratio 38%

**Creation Date** Thu, Sep 17, 2015

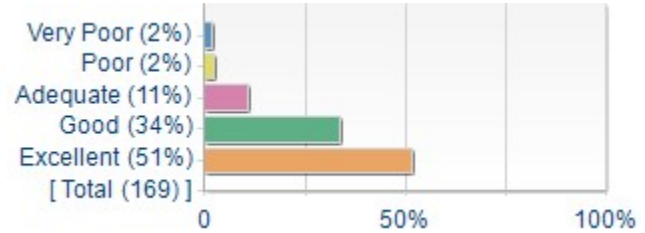
## I Instructor's Teaching - Students' Ratings on the Following Statements:

1. The instructor was prepared for course sessions



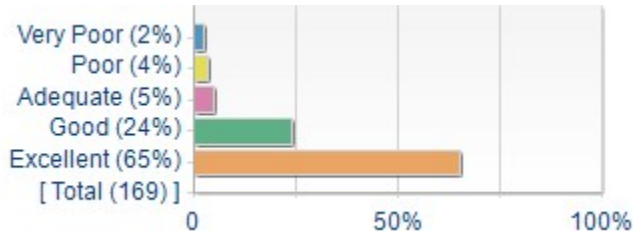
Statistics	Value
Response Count	169
Mean	4.49
Median	5.00
Standard Deviation	+/-0.76

2. The instructor's explanations of concepts were clear



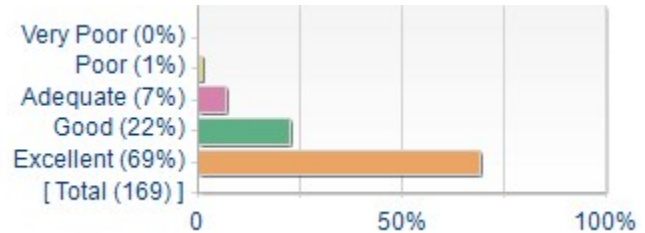
Statistics	Value
Response Count	169
Mean	4.31
Median	5.00
Standard Deviation	+/-0.89

3. The instructor motivated you to learn in this course



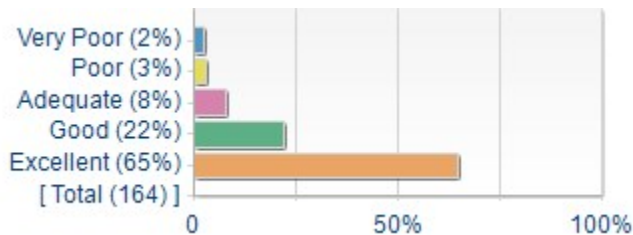
Statistics	Value
Response Count	169
Mean	4.46
Median	5.00
Standard Deviation	+/-0.92

4. The instructor was available to answer your questions or provide extra assistance as required



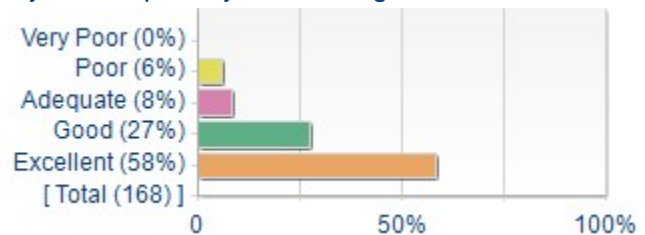
Statistics	Value
Response Count	169
Mean	4.60
Median	5.00
Standard Deviation	+/-0.68

5. The instructor ensured that your assignments and tests were returned within a reasonable time



Statistics	Value
Response Count	164
Mean	4.43
Median	5.00
Standard Deviation	+/-0.94

6. The instructor was helpful in providing feedback to you to improve your learning in this course



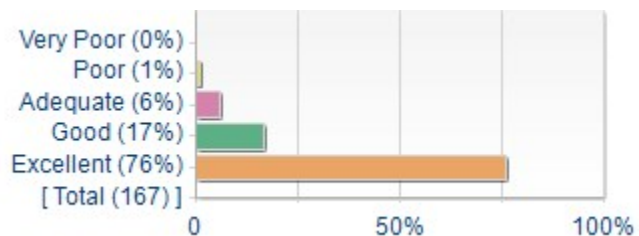
Statistics	Value
Response Count	168
Mean	4.38
Median	5.00
Standard Deviation	+/-0.87

7. The instructor demonstrated respect for

8. Overall, the instructor was effective in this

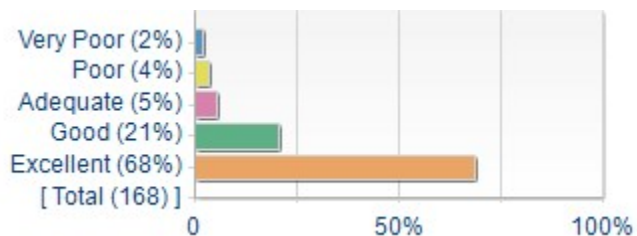
CES Roll-up by Faculty Code Report (FA 201505)

students and their ideas



Statistics	Value
Response Count	167
Mean	4.68
Median	5.00
Standard Deviation	+/-0.64

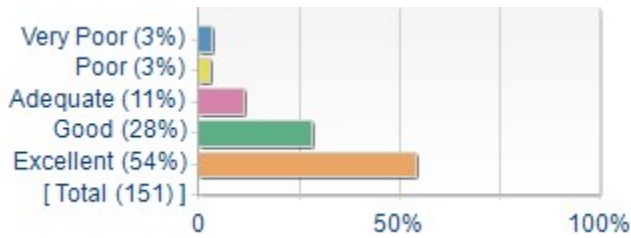
course



Statistics	Value
Response Count	168
Mean	4.51
Median	5.00
Standard Deviation	+/-0.89

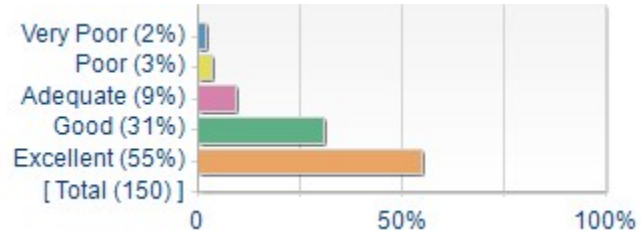
## II Course Design - Students' Ratings on the Following Statements:

1. The course structure, goals and requirements were clear



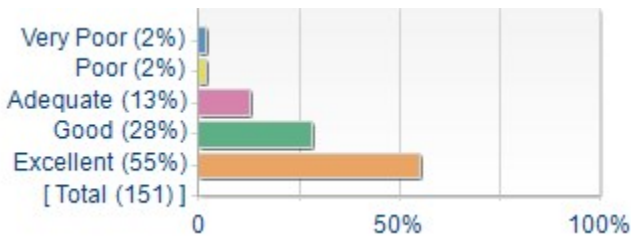
Statistics	Value
Response Count	151
Mean	4.28
Median	5.00
Standard Deviation	+/-0.99

2. The materials provided for learning the course content (e.g. handouts, posted material, lab manuals) were clear



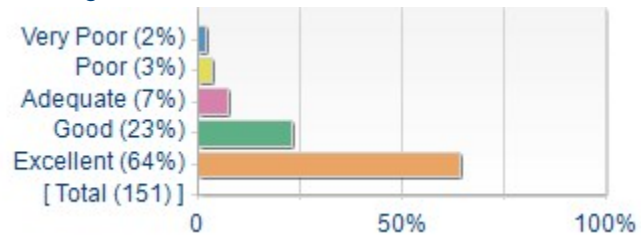
Statistics	Value
Response Count	150
Mean	4.33
Median	5.00
Standard Deviation	+/-0.92

3. The assigned work helped your understanding of the course content



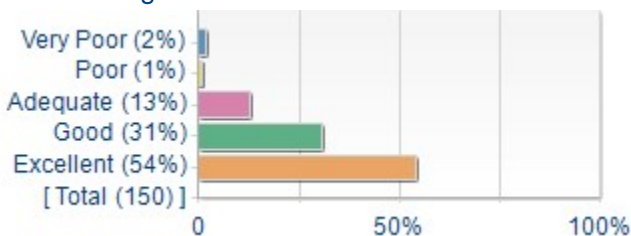
Statistics	Value
Response Count	151
Mean	4.32
Median	5.00
Standard Deviation	+/-0.91

4. The course provided opportunities for you to become engaged with the course material, for example through class discussions, group work, student presentations, on-line chat, or experiential learning



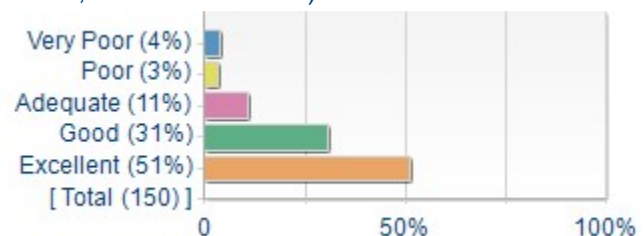
Statistics	Value
Response Count	151
Mean	4.44
Median	5.00
Standard Deviation	+/-0.91

5. The methods of assessment used to evaluate your learning in the course were fair



Statistics	Value
Response Count	150
Mean	4.34
Median	5.00

6. The course provided relevant skills and information (e.g. to other courses, your future career, or other contexts)



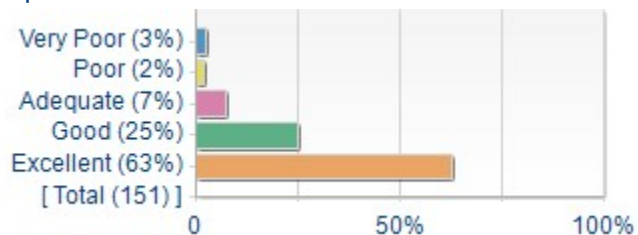
Statistics	Value
Response Count	150
Mean	4.22

CES Roll-up by Faculty Code Report (FA 201505)

Standard Deviation	+/-0.87
--------------------	---------

Median	5.00
Standard Deviation	+/-1.04

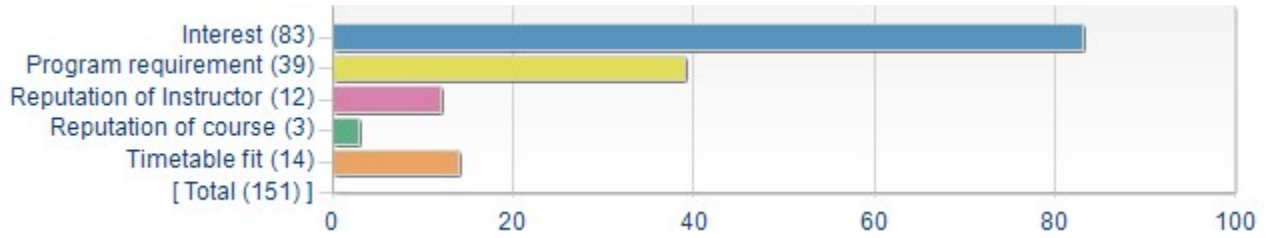
7. Overall, the course offered an effective learning experience



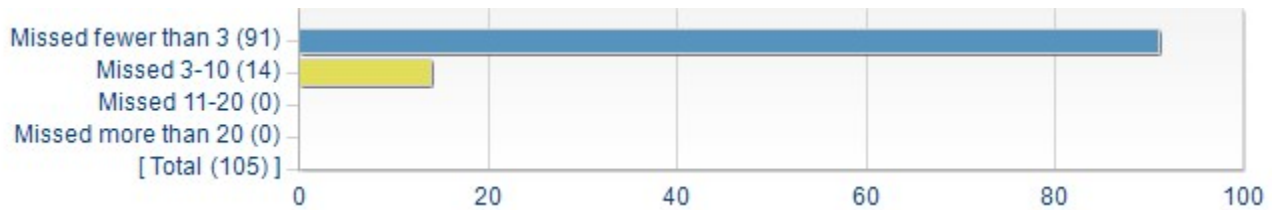
Statistics	Value
Response Count	151
Mean	4.44
Median	5.00
Standard Deviation	+/-0.91

### III Statements About The Students:

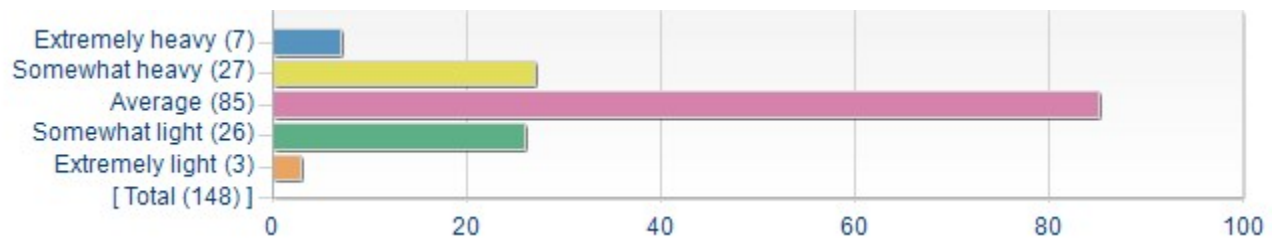
#### My primary reason for taking the course.



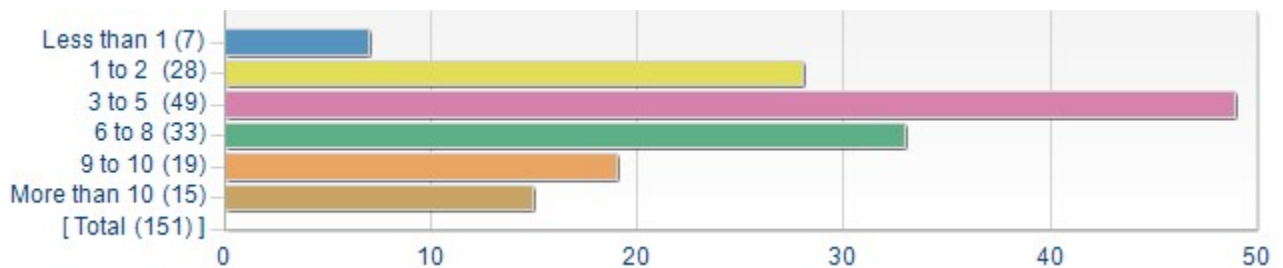
#### The approximate number of classes or labs that I did not attend



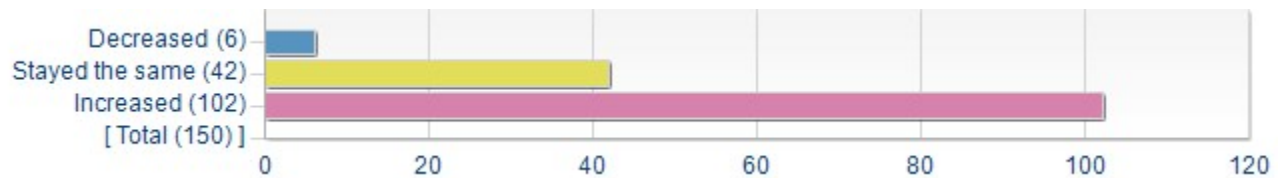
#### Relative to other courses I have taken at UVic, the workload in this course was



#### The approximate number of hours per week I spent studying for this course outside of class time:

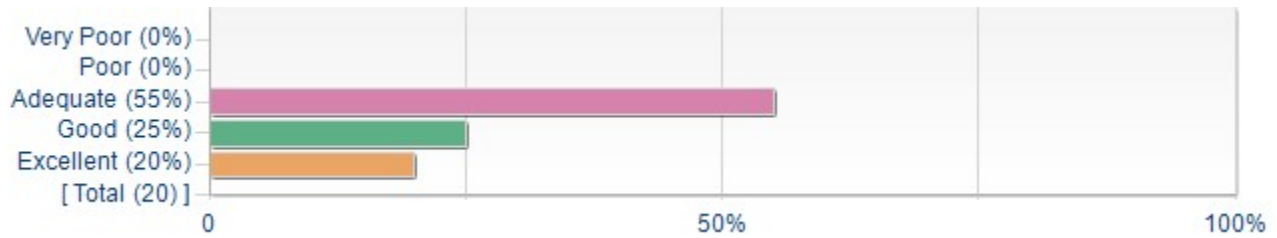


#### As a result of my experience in this course, my interest in the material:



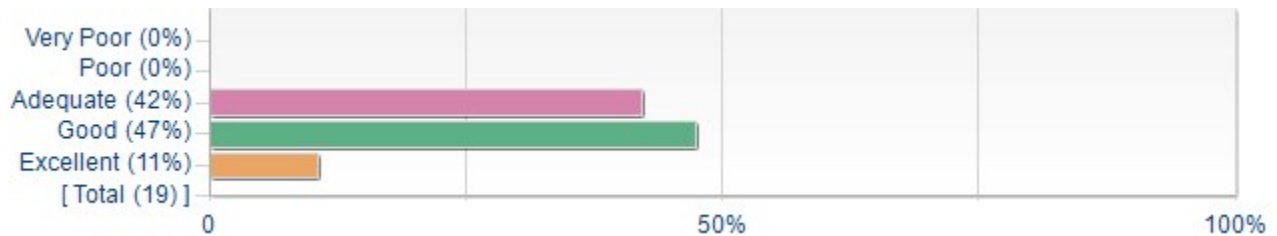
## IV Additional Statments:

### The Distance Education Onlinehelp Desk support provided (if required) was



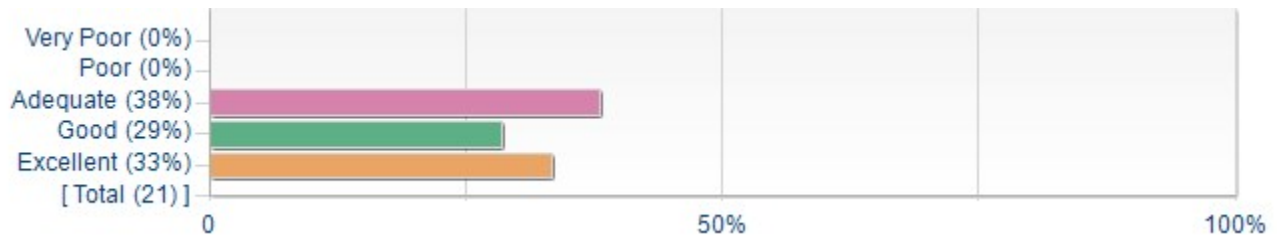
Statistics	Value
Response Count	20
Mean	3.65
Median	3.00
Standard Deviation	+/-0.81

### The INFOLINE library service support provided (if required) was



Statistics	Value
Response Count	19
Mean	3.68
Median	4.00
Standard Deviation	+/-0.67

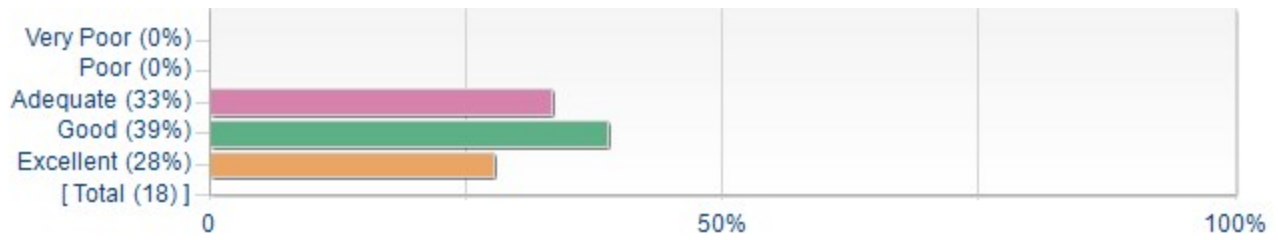
### The UVic E-Reserve access service provided (if required) was



Statistics	Value
Response Count	21
Mean	3.95
Median	4.00
Standard Deviation	+/-0.86

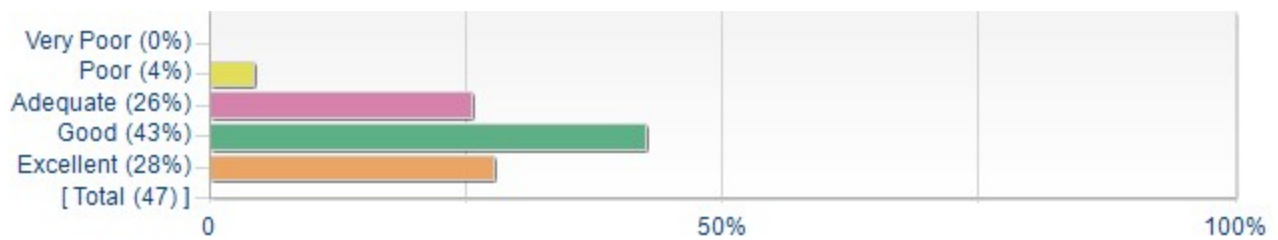
### The Cultural Resource Management Program support provided (if required) was

CES Roll-up by Faculty Code Report (FA 201505)



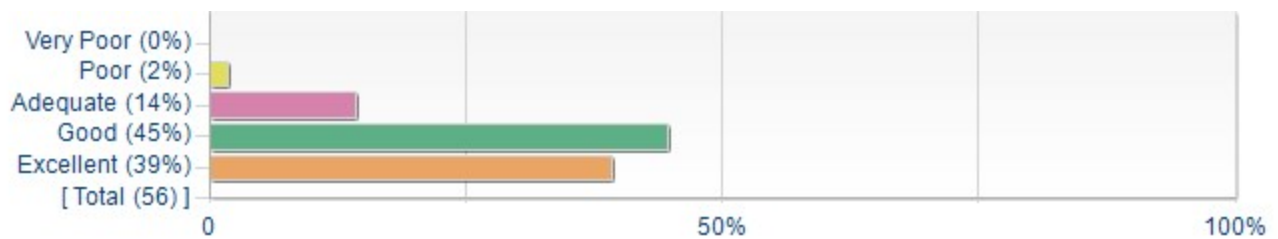
Statistics	Value
Response Count	18
Mean	3.94
Median	4.00
Standard Deviation	+/-0.80

**The course's effectiveness for my professional practice**



Statistics	Value
Response Count	47
Mean	3.94
Median	4.00
Standard Deviation	+/-0.84

**The way the assignments were weighted (as a proportion of the final grad) was fair and logical.**

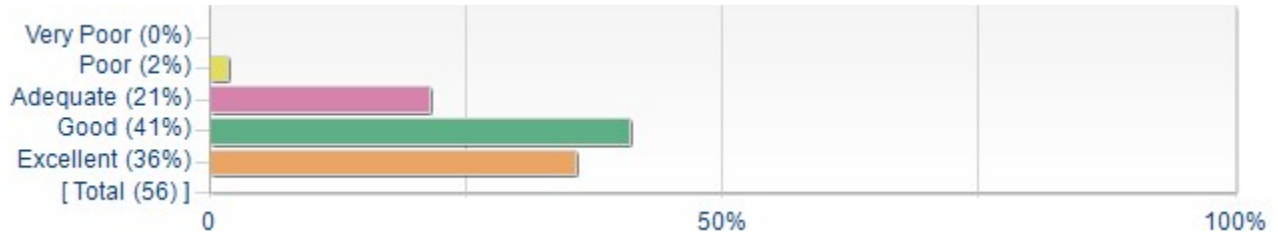


Statistics	Value
Response Count	56
Mean	4.21
Median	4.00
Standard Deviation	+/-0.76

**The workload was manageable and spread evenly throughout the length of the course.**

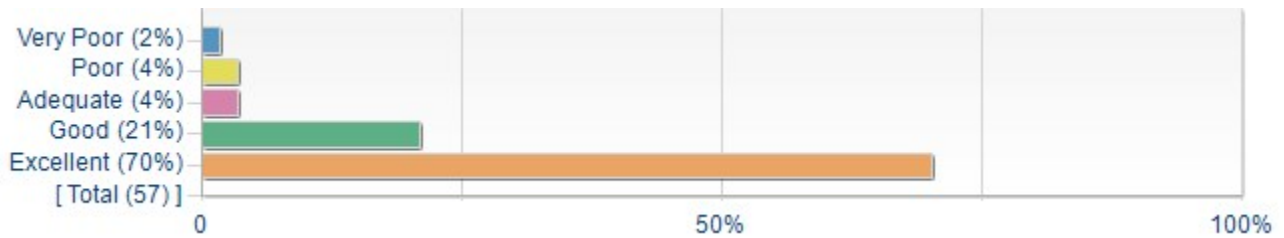


CES Roll-up by Faculty Code Report (FA 201505)



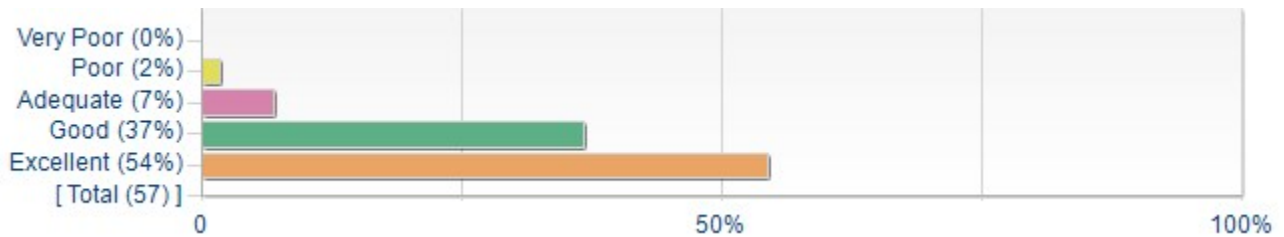
Statistics	Value
Response Count	56
Mean	4.11
Median	4.00
Standard Deviation	+/-0.80

**The instructor spoke in a clear and concise manner.**



Statistics	Value
Response Count	57
Mean	4.54
Median	5.00
Standard Deviation	+/-0.87

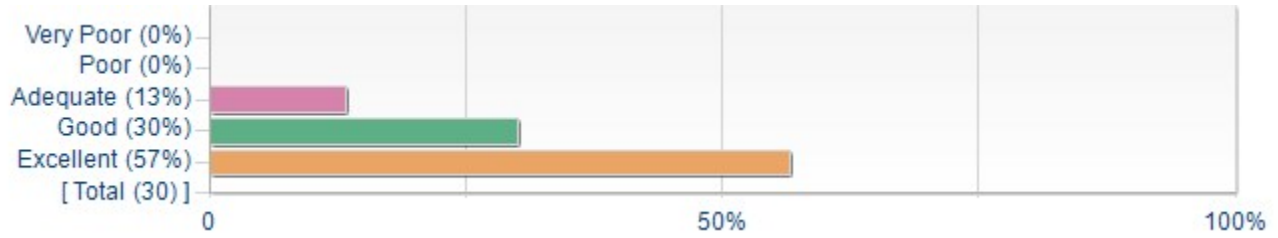
**The course provided a balanced and thorough examination of the subject.**



Statistics	Value
Response Count	57
Mean	4.44
Median	5.00
Standard Deviation	+/-0.71

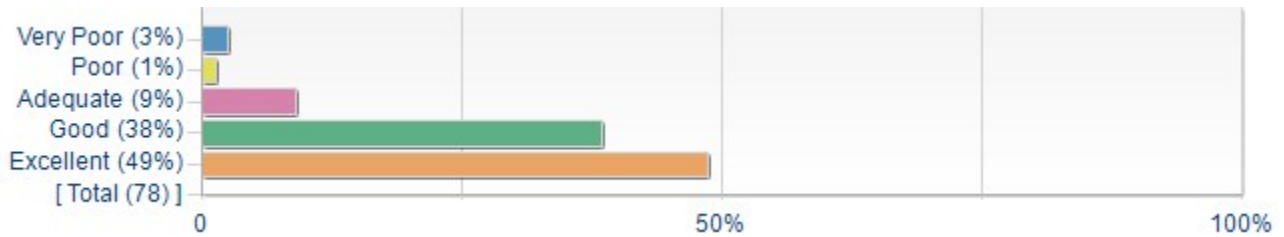
**Please answer only if you are evaluating a seminar: The instructor adequately guided the discussion so that objectives were met within each class.**

CES Roll-up by Faculty Code Report (FA 201505)



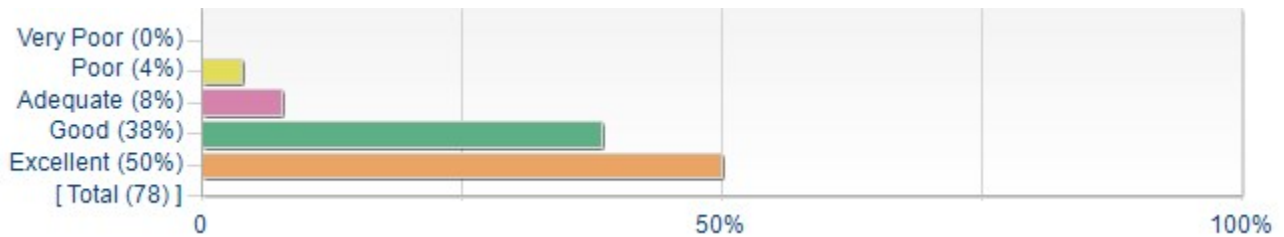
Statistics	Value
Response Count	30
Mean	4.43
Median	5.00
Standard Deviation	+/-0.73

**The course/instructor has fostered progress in my skills ( i.e. musical, technical, ensemble, research, writing).**



Statistics	Value
Response Count	78
Mean	4.29
Median	4.00
Standard Deviation	+/-0.88

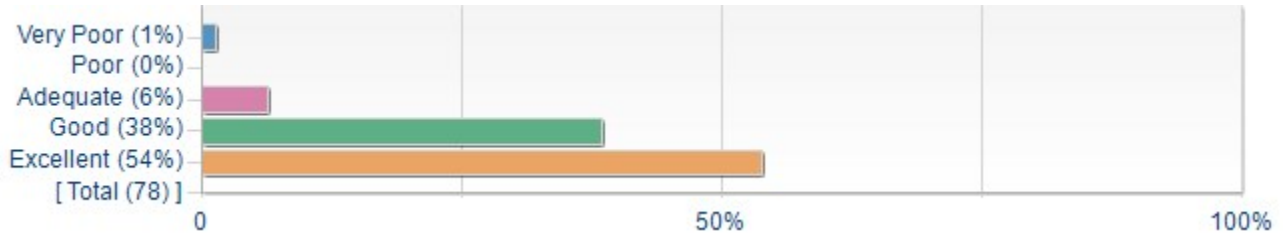
**The knowledge I gained in this course has inspired me to greater understanding of the subject.**



Statistics	Value
Response Count	78
Mean	4.35
Median	4.50
Standard Deviation	+/-0.79

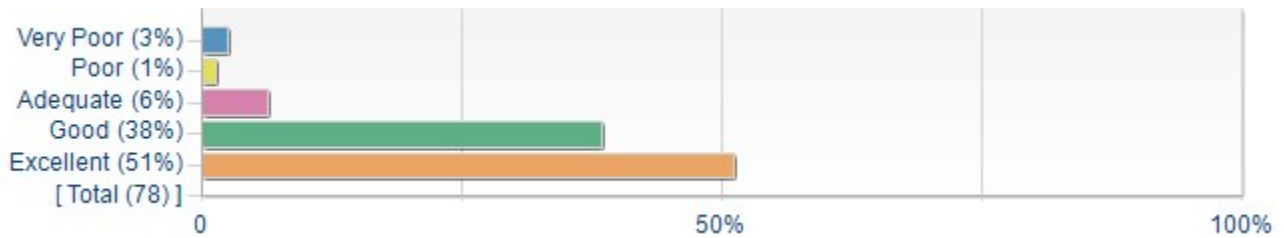
**The course/instructor has encouraged initiative, intellectual curiosity and critical thinking.**

CES Roll-up by Faculty Code Report (FA 201505)



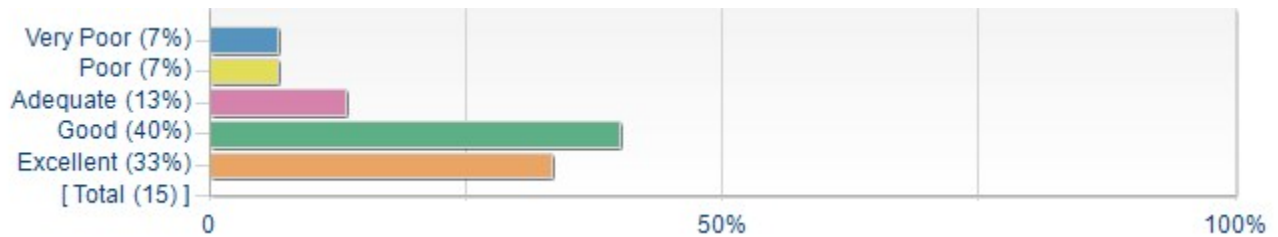
Statistics	Value
Response Count	78
Mean	4.44
Median	5.00
Standard Deviation	+/-0.73

**The course has fostered my creativity, intellectual development and musicianship.**



Statistics	Value
Response Count	78
Mean	4.35
Median	5.00
Standard Deviation	+/-0.87

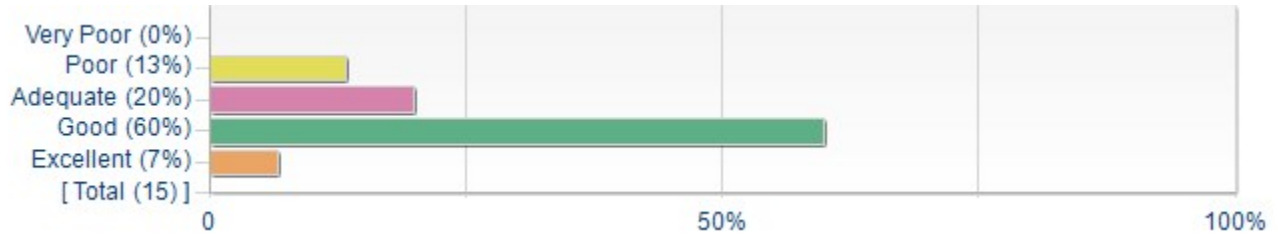
**The course helped me to develop my creative potential within the discipline.**



Statistics	Value
Response Count	15
Mean	3.87
Median	4.00
Standard Deviation	+/-1.19

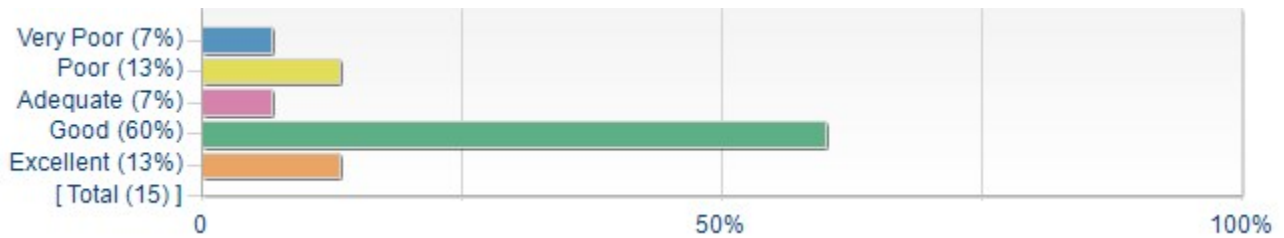
**The facilities are appropriate to the course.**

CES Roll-up by Faculty Code Report (FA 201505)



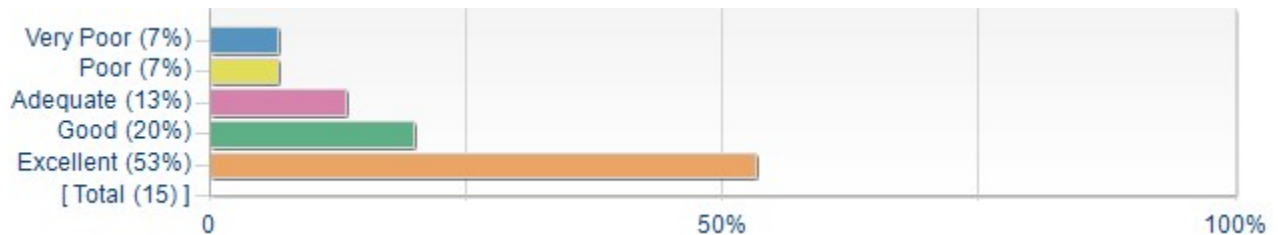
Statistics	Value
Response Count	15
Mean	3.60
Median	4.00
Standard Deviation	+/-0.83

**The technical support is appropriate to the course.**



Statistics	Value
Response Count	15
Mean	3.60
Median	4.00
Standard Deviation	+/-1.12

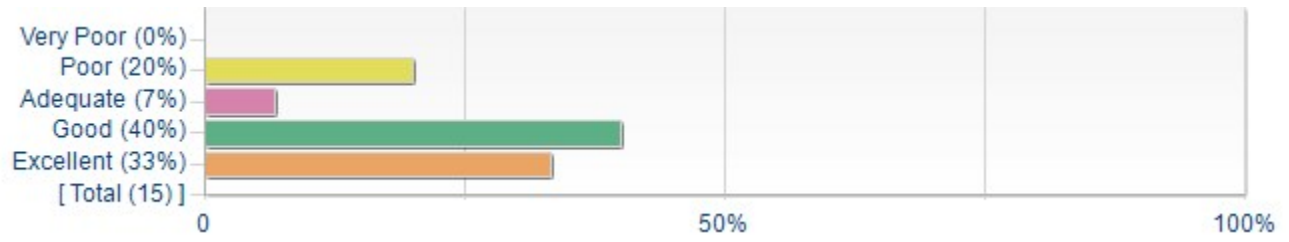
**The course helped me to think about the possibilities available to this discipline.**



Statistics	Value
Response Count	15
Mean	4.07
Median	5.00
Standard Deviation	+/-1.28

**The course helped me understand how to express my ideas effectively.**

CES Roll-up by Faculty Code Report (FA 201505)



Statistics	Value
Response Count	15
Mean	3.87
Median	4.00
Standard Deviation	+/-1.13