

Incoming Exchange Handbook



University
of Victoria

Law

Welcome

Welcome to the University of Victoria, Faculty of Law Exchange Program

This handbook will provide you with important information about the faculty, UVic, Victoria, and your exchange experience. Please read this guide carefully especially if you are coming from overseas.

We have done our best to provide you with updated information, but some of the information here may be subject to change. Please use the following information to help you plan your stay at UVic, but do follow up on any and all pressing issues.

UVic is one of Canada's leading research-based institutions that offers innovative programs, real-life and creative learning, and a diverse but inclusive community in our breathtaking West Coast campus.

UVic is located in Victoria on Vancouver Island, overlooking the Pacific Ocean on one side and the snow-capped Olympic Mountain Range on the other. Residents enjoy a mild climate all year round and participate in a wide variety of outdoor activities any time of year. Downtown Victoria boasts distinctive architecture, a vibrant culture, and excellent cuisine. Our campus features the beautiful First Peoples House, the Finnerty Gardens, and a number of walking and jogging trails through serene woods, and is only a short distance away from beaches and quaint villages. All these make UVic an ideal place for study, personal and social growth, and recreation.

UVic Faculty of Law

The Faculty of Law is known for its wide variety of experiential learning options and for its commitment to social justice and Indigenous law. It is a supportive, collaborative and creative community of students, faculty and staff. Our focus on small class sizes facilitates interaction among students and fosters lifelong friendships and a collegial learning experience.

"I started my exchange with fun orientation activities such as whale watching, the amazing race downtown and a gala. I loved... the animals in the Fraser Building as part of the health and wellness event. I was challenged to use different learning skills than I was used to at my home university... but nevertheless it was an enriching experience. [It] was challenging, unforgettable, and worth repeating!"

-Kétricha, Vrije University, The Netherlands

"UVic was an amazing experience. ...my time here turned out to be more than I could have hoped for. I expected a term where I had to work hard, figure things out by myself, and hang out in Victoria

only. I was wrong. I travelled the Island with the friends I made. Yes, I had to work hard, but considering all the wonderful things I got to do it was more than worth it. The people were kind, and taught me how to work with the Canadian law. Everyone was very helpful, it would have been a lot harder without the given support. I joined the UVic Quidditch club and it was awesome. We got to travel to the main land and play quidditch in tournaments. I would most definitely recommend trying to live on campus. You really become part of a community... All I can say is that UVic gave me the friends and the experience that I will never forget, and I am very thankful that I got to experience UVic the way I did."

- Nanda, University of Utrecht, The Netherlands

Table of Contents

Before Your Arrival	<u>5</u>
Immigration	<u>5</u>
Study Permit	<u>5</u>
Temporary Resident Visa	<u>5</u>
Work Permit	<u>5</u>
Health Insurance	<u>5</u>
Personal Insurance	<u>6</u>
Accommodation (Housing)	<u>6</u>
Off-campus Housing	<u>6</u>
Homestay	<u>7</u>
Temporary Housing	<u>7</u>
What to Pack	<u>7</u>
Financial Matters	<u>8</u>
Financial Assistance	<u>8</u>
When You Arrive	<u>9</u>
COVID-19 Testing	<u>9</u>
Entering Canada	<u>9</u>
Arrival Times	<u>10</u>
Travelling to Victoria	<u>10</u>
From Victoria International Airport (YYJ)	<u>10</u>
If Staying at UVic Residence	<u>10</u>
If Staying Downtown	<u>10</u>
From Vancouver International Airport (YVR)	<u>11</u>
Climate and Clothing	<u>11</u>
Starting on Campus	<u>12</u>
ONECard	<u>12</u>
Communication	<u>12</u>
Cell Phones	<u>12</u>
Online Messaging Apps	<u>12</u>
Calling Cards	<u>12</u>
Pay Phones	<u>12</u>
Mail/Post	<u>12</u>
Internet	<u>13</u>
Transportation	<u>13</u>
Bus	<u>13</u>
Bicycle	<u>13</u>
Car	<u>13</u>

Orientation	<u>14</u>
Fall Term	<u>14</u>
Spring Term	<u>14</u>
Recommended Reading	<u>14</u>
UVic Emails	<u>14</u>
Academic Information	<u>15</u>
The UVic Law Academic Environment	<u>15</u>
Academic Terms	<u>15</u>
Course Registration	<u>15</u>
Course Credits	<u>15</u>
Academic Accommodation	<u>15</u>
Course Location	<u>16</u>
Student Services	<u>17</u>
Amicus Program	<u>17</u>
Law Student Services	<u>17</u>
Centre for Academic Communication	<u>17</u>
International Commons	<u>17</u>
Health and Wellness	<u>17</u>
Counselling	<u>17</u>
Health	<u>17</u>
Multi-faith Services	<u>18</u>
Athletics and Recreation	<u>18</u>
After Your Exchange Term	<u>19</u>
Final Grades	<u>19</u>
Official Transcript	<u>19</u>
Testimonial	<u>19</u>
Your Checklist	<u>20</u>
Prior to Arriving at UVic	<u>20</u>
Upon Arriving at UVic	<u>20</u>
Questions/Contact Information	<u>21</u>

Before Your Arrival

Immigration

The documentation you must obtain from [Immigration and Citizenship Canada](#) depends on your country of origin, the nature and length of your studies and whether or not you plan to look for work. It is your responsibility to obtain the correct documents. Find the nearest visa office [here](#). As it may take a while to process your application for travel documents, it is strongly encouraged that you apply as soon as you receive your admission letter from us.

If you are planning on visiting other countries before arriving in Canada or during your stay in Canada, it is recommended that you obtain the necessary immigration documents before you leave your home country. Check all travel documents to make sure your personal information is accurate. Make sure your travel documents are handy and not packed away in your luggage.

You may require one or more of the following:

Study Permit

If you intend to study and live in Canada for more than six months, you must obtain a study permit. If you are attending for one term only (four months), you do not require a permit. It is recommended that you get one anyway, in case you want to extend your stay. If you are approved to study in Canada, you will get a letter of introduction confirming the approval. Bring the letter with you to show to immigration officials at the Canadian port of entry in order for them to issue your study permit.

Temporary Resident Visa

If you are from a country for which Canada requires a visa, a temporary resident visa (TRV) will be issued to you in your passport when you receive your letter of introduction. It will either be single entry or multiple entry. You are not required to apply separately for the TRV if you apply for a study permit.

Work Permit

Please visit [Immigration and Citizenship Canada](#) to learn more about international student employment. Read these regulations carefully. If you work without proper authorization, you may be asked to leave Canada.

Health Insurance

All incoming exchange students are required to have health care coverage for the duration of

their studies at UVic. You will automatically be enrolled for the guard.me@UVic plan and will be assessed a Mandatory Temporary Medical Insurance (MTMI) fee of \$265 in your UVic student account. Please see the UVic International Office [website](#) for complete details on obtaining health insurance.

Students who are staying in BC for **more than six months** must enroll in the [BC Medical Services Plan](#) (BC MSP) and will have the option to opt out of guard.me@UVic plan. See the UVic International Office [guidelines](#) on accessing basic health coverage. There is a waiting period of approximately 3 months before your BC MSP coverage begins, during which you must have coverage through an alternate provider. It is recommended that you arrange this **before leaving home**. Students staying for less than six months are not eligible for the BC Medical Services Plan.

Personal Insurance

It is strongly recommended that you have insurance for your personal belongings (computers, cellphones, cameras, jewelry, clothes, etc.). Be sure your insurance policy covers damage or theft of belongings as well as personal liability (in case you damage another person's property by accident).

Accommodation (Housing)

Please note that affordable student housing in Victoria can be very challenging to find. You are highly encouraged to start your housing search early.

On-campus Housing

Accommodation for upper-year students is determined by a lottery. Law students are considered as graduate students for housing purposes. If you are hoping to live on-campus and be included in the [graduate lottery](#), your application must be submitted by May 15th, 2022. Please visit the Residence Services [website](#) for more information about on-campus housing and the graduate lottery process.

Please note that on-campus housing is extremely limited during the Fall term as Residence Services guarantees housing for first-year students enrolled at UVic. For Fall 2022, Residence Services anticipates having approximately 50 bed spaces available for graduate students.

Please visit [this](#) page for more information related to COVID-19 and on-campus accommodation, which will be updated regularly based on provincial health orders.

Off-campus Housing

Residence Services also provides [resources](#) to help you find off-campus accommodation. You are responsible for the search process and making arrangements with landlords

and/or roommates. Standards of accommodation vary so it is strongly encouraged that you view the accommodation in person before making a commitment. You must familiarize yourself with the legal rights and responsibilities of tenants and landlords in BC on the Residential Tenancy Branch [website](#).

The following links may also help you in your search for a place to live:

- UVic Law student Facebook pages (search for roommates, consult about preferred neighbourhoods, etc; please note these are student-run pages and is not the official UVic Faculty of Law page)
- [Times Colonist](#) newspaper
- [Kijiji](#) Real Estate
- [Craig's List](#)
- [Used Victoria](#) (great for rentals as well as purchasing pre-loved household goods)

Please exercise caution when viewing or considering housing options via online ad sites. These are only suggestions and we do not endorse any of the postings. Some further tips to keep in mind while considering your housing options:

- It is cheaper to share a two bedroom suite than rent a single bedroom, so feel free to post "roommate wanted" notices on the UVic Law student Facebook pages or the UVic Law Buy & Sell [page](#).
- Find a place on a direct bus route to the University. Check out the [BC Transit](#) website for complete information about your bussing options.
- Most popular student areas: Gordon Head, Fairfield, downtown, Royal Oak.

Homestay

If your first language is not English, you may qualify for UVic Homestay through the UVic English Language Centre. For more information, please visit the [ELC](#) website.

Temporary Housing

You might need temporary accommodation upon arrival in Victoria, especially if you are still looking for off-campus housing. Please find a list of hotels, hostels, and Bed and Breakfasts (B&Bs) on the [Tourism Victoria](#) website. Previous students have found short term accommodation on [Airbnb](#). Be sure to search in Victoria, BC. Again, these are only suggestions and we do not endorse any of the postings.

Click [here](#) for a list of hotel options that offer self-isolation arrangements when you arrive in

Victoria (this may be a requirement for unvaccinated people).

What to Pack

- Canadian electricity is 110 volts, or 60 Hz. Bring a voltage converter and plug adapter if your appliances and electronic devices are not compatible.
- Sufficient supply of any medication in original packaging and accompanied by a prescription from your physician
- Enough Canadian currency to cover your immediate expenses in Canada such as airport fees, food and transportation. Major credit cards are also widely accepted. Please note that if you arrive in Canada with more than CAD\$10,000 in cash, stocks, bonds, banker's drafts, cheques, or money orders, you must declare this to the Canadian Border Services Agency (CBSA) officer.
- Check the section on Climate and Clothing for tips on what to pack from your closet.

Please check the [Canada Border Services Agency](#) (CBSA) website for regulations on items you are allowed to bring into Canada.

Financial Matters

It is recommended that you open a bank account at a financial institution in Victoria. You will typically need a photo ID (e.g. passport), one other piece of ID, and your UVic ONECard (student card) to open an account. We have been told by previous exchange students that international students can open a bank account with [Scotiabank](#) at Uptown Shopping Centre.

There are Automated Teller Machines (ATM) on campus ([map](#)). Please note that if your account is with another institution, there may be a service fee to use these machines.

BC has sales tax of 7% PST (Provincial Sales Tax) and 5% GST (Goods and Services Tax).

As an exchange student, you do not pay tuition fees to UVic. However, there will be fees that you will have to pay. As well, you are responsible for purchasing textbooks and coursepacks. Please check section below on Transportation for more information on the Universal Bus Pass and the cost of opting into this service.

Financial Assistance

Check with your home institution and your government for scholarships and/or bursaries available to students studying abroad.

When You Arrive

Government of Canada announced that effective April 1, 2022 at 12:01 AM EDT, fully vaccinated travellers will no longer need to provide a pre-entry COVID-19 test result to enter Canada by air, land or water. Fully vaccinated travellers seeking to arrive in Canada before April 1, 2022, must still have a valid pre-entry test.

[Flying to Canada requirements checklist](#)

Proof of vaccination

Certain activities and services require proof of vaccination or proof of exemption to enter:

- Campus pubs/restaurants
- [CARSA/Vikes athletics and recreation](#)
- Cinecenta
- All events
- Student housing

Proof of vaccination is not required to access these UVic services and spaces:

- Bookstore
- Cafeterias
- Classrooms & labs
- Coffee shops
- Libraries
- Study spaces

This information is accurate as of March 28, 2022. It is expected that there will be changes to proof of vaccination requirements over the coming months.

Entering Canada

You will be asked to present the following documents at your Canadian port of entry:

- Valid passport or travel document (with a valid visa, if required)
- Valid study permit or letter of introduction from a Canadian visa office (if applicable)
- Admission letter from UVic
- Copy of all documents in your study permit application (if applicable)

- Proof of sufficient finances to support yourself during your stay in Canada
- Typed list of items you are bringing into Canada, including all items sent separately

Please allow plenty of time between your arrival at your first port of entry and any travel connections thereafter.

It is also a good idea to bring any of the following documents that apply to your situation.

- birth certificate or baptismal certificate
- driver's license
- immunization, vaccination, dental and health records
- health insurance documents
- marriage certificate or proof of common-law status
- separation or divorce papers
- adoption papers
- language proficiency scores
- official school records or academic transcripts
- medical or psychological documents if you plan to access services for students with a disability
- letters of reference from former employers
- documents required for entry into other countries you plan to visit

If necessary, you should have them translated to English by a qualified translator.

Arrival Times

It is recommended that you arrive in Victoria at least one week before the start of term so you have time to settle in and participate in University [orientation](#) activities. Note that you may be required to register for some orientation events.

If you are arriving for the spring term, please note that the university is closed between Christmas Day and New Year's Day. If you have confirmed accommodations on-campus, please check the Residence Services [website](#) for the official check-in date.

Travelling to Victoria

Victoria is located on Vancouver Island, across the Juan de Fuca Sound from Canada's mainland. It is **NOT** in Vancouver. If your international flight is arriving at the Vancouver International Airport (YVR), you will need to take a plane or a ferry to Victoria. The flight is only 20 minutes but if travelling by ferry and transit, it could take more than four hours. If flying all the way to Victoria (YYJ), you should book your YVR-YYJ flight before coming to Canada.

Please consult the International Student Services webpage '[Travelling to Victoria](#)' prior to making travel plans.

From Victoria International Airport (YYJ)

Take the [airport shuttle bus](#) to downtown or to UVic. Look for the kiosk at the airport to buy a ticket. You can also take a taxi for approximately CAD\$65.00; this option is more economical if traveling with others.

If Staying at UVic Residence

Tell the shuttle or taxi driver to drop you off at the UVic Housing Office in Parking Lot #5 off Sinclair Road.

If Staying Downtown

The airport shuttle, [BC Transit bus](#), or taxis can drop you off at major downtown hotels.

From Vancouver International Airport (YVR)

From the Vancouver Airport you can take a taxi, bus, or Skytrain to the Tsawwassen Ferry Terminal. The bus fare is approximately CAD\$3.00. Ask the driver for a transfer ticket and to direct you to the transfer point for buses to the ferry. You can also purchase a [Compass Card](#) which are convenient and reloadable with either Stored Value or prepaid passes (monthly or day). This card will be useful if you plan to make trips to Greater Vancouver during your exchange term.

At the Tsawwassen Ferry Terminal, purchase a [BC Ferries](#) ticket to Victoria (Swartz Bay). A one-way passenger ticket costs CAD\$17.60. The Swartz Bay Ferry Terminal on Vancouver Island is approximately 32 km north of Victoria. Once you are on the ferry you can purchase a ticket to take the [BC Ferries Connector](#) coach to downtown Victoria (preferable if you have a lot of luggage). Otherwise, you can either take a BC Transit bus or taxi to your destination.

Climate and Clothing

Victoria might be in Canada but you don't need to bring your heaviest winter outfit with you.

We do, however, suggest bringing a rain jacket, waterproof shoes or boots, and an umbrella, as the west coast gets plenty of rain. In the winter (December to February), temperatures will range from -5C to 10C, so you will need a warm jacket, gloves, scarf and a hat from time to time. If you are from a warm climate and coming to Canada in the winter months, it may be easier and less expensive to purchase outerwear once you arrive in Canada. Spring (March to May) is very pleasant and in the summer (June to August), temperatures can go up to 30C. In the fall (September to November), it generally stays warm until mid-October and you can expect some rain showers.

Locals dress in layers as the weather can change quickly, and we encourage you to do the same. At UVic, students dress casually: jeans and sweatshirt or shorts and t-shirt are typical outfits during school. You are encouraged to bring at least one formal or traditional outfit for special occasions, and/or business attire in case you need to make a presentation for a course.

You may also want to bring clothing for outdoor sports or activities, such as hiking, skiing, kayaking, etc. or plan to purchase them here.

Starting on Campus

ONECard

The UVic [ONECard](#) is the single official identification card for students. It is also your library card. Please make sure to obtain your ONECard as soon as you can. Their office is located in the lobby of the University Centre.

If you are staying in Canada for at least six months and qualify for BC MSP, you are also eligible to apply for a [Photo BC Services Card](#) instead of carrying your passport around with you.

You may also want to get an [International Student Identity Card](#) (ISIC) and enjoy discounts and offers on travel, shopping, and recreation worldwide.

Communication

The country code for Canada is 1 and the area code for Victoria is either 250 or 778.

To dial an international number from Canada: 011 + country code + city routing code +

local number. Emergency (fire, ambulance, police): 911

Directory assistance: 411 (there is a fee for this service)

Cell Phones

If you are bringing your cell phone from your home country, you must have a GSM tri-band phone. You will need to purchase a new SIM in Canada. You may also consider purchasing a cheap cell phone unit with prepaid service for use while you are in Canada. Major cell phone providers are Rogers, Bell, Fido, Koodo Mobile, Telus, and Virgin Mobile.

Online Messaging Apps

Online messaging applications are very popular among international students as a way of keeping in touch with family and friends back home. Several are free and only require an internet connection. Please note that they may not provide the ability to call emergency numbers.

Calling Cards

Phone cards can be purchased at most convenience and grocery stores. It is usually cheaper to use these cards for international calls.

Pay Phones

There are no pay phones on campus. However, there are some courtesy phones around the campus that allow you to make short local calls by dialing 9 and then the area code and telephone number.

Mail/Post

There is a post office inside Campus Pharmacy in the Student Union Building. Canada Post provides delivery service for letters and parcels within Canada and internationally.

Internet

The UVic Wi-Fi service allows students, faculty, and staff to connect laptops and other wireless devices to the Internet at high speeds from most places on campus. To connect to the UVic wireless network:

1. Select the UVic wireless network from the list of available networks.
2. Enter your NetLink ID@uvic.ca for your username.
3. Enter your current passphrase for the password.

There are computer labs in the Diana Priestly Law Library, the [Mearns Centre](#) or any of the [computing facilities](#) on campus.

Most public spaces in Victoria also offer free wireless internet.

Transportation

Bus

Buses to most areas of the city leave frequently from UVic. It costs CAD\$2.50 to take the bus anywhere one way or CAD\$5.00 for a day pass. The fare box onboard accepts coins and bills (but not bank or credit cards). Please note that drivers don't carry change. You can also [purchase](#) a sheet of tickets or a monthly pass.

You may opt in to the Universal Bus Pass (U-Pass) by signing up for membership with the University of Victoria Students' Society and paying the fees. The U-Pass must be opted in together with Athletics and Recreation services. The opt-in fee is ~ CAD\$250 and by opting in you get unlimited access to the Victoria transit system and limited access to campus athletics and recreation facilities and programming. Please stop by the UVSS Info Booth at the Student Union Building for more information, and note that there is a deadline for opting in.

Bicycle

The size of and weather in Victoria are conducive to cycling, and many residents bike even through winter. UVic is a bike-friendly campus, with more than 2900 bike parking spaces, bike shelters and storage, shower and change room facilities, a self-service bike repair kiosk, and towel service at the gym. You can purchase new or used bicycles and register it with Campus Security Services for free engraving. Click [here](#) for more resources on cycling and the SPOKES bike recycling/loan program.

Car

You must have a valid driver's license and insurance to drive a vehicle in BC. Please visit the [Insurance Corporation of British Columbia](#) (ICBC) for information on licensing, driving rules, road safety and insurance.

Orientation

[UVic Orientation](#) puts together a schedule of events and activities in both fall and spring terms to welcome you to the university. Please check out their website and register for some or all of their activities.

The [Law Students' Society](#) (LSS) organizes Orientation Week and will also connect you with a law buddy to help you feel at home in the Fraser Building. Please watch out for their e-mails regarding orientation.

Fall Term

The Faculty of Law hosts “Opening Day”, which is a mandatory orientation at the law school. There will be an assembly where you will meet students, faculty and staff, followed by various events throughout the day to help you transition to UVic Law. Please visit the Orientation for New Students [webpage](#) (requires log in with your NetLink ID and password) for an overview of orientation events. This webpage will be updated for the 2021-2022 academic year later in the summer.

Spring Term

A small informal, mandatory session will be held in the main office over the lunch hour in the first week of classes.

Recommended Reading

For international students coming on exchange, particularly those without a background in common law, we recommend that you read *The Canadian Constitution, 2nd Edition*, by Adam Dodek, 2016 ([Amazon](#)).

UVic Emails

When you sign up for a NetLink ID, you will also be issued a UVic email account. Your email address is your NetLinkID@uvic.ca. To activate your UVic email account, login to the [student WebMail system](#). UVic email accounts can be accessed through [Online tools](#) or WebMail.

The law school administration considers your UVic email address to be your official email address while you are a student. Emails sent to that address will be considered to have been delivered regardless of whether or not you have designated your UVic email as your “preferred” email address. It is essential that you check your UVic email regularly as faculty, staff and the LSS will use it to contact you and send notices.

If you would like to continue to use your external email address, you may set up email forwarding [here](#). This will automatically send emails from a UVic account to a different email account. Please note that Hotmail periodically blocks sending/receiving email from UVic so we recommend that you do not use a Hotmail email account as your primary account.

Academic Information

The UVic Law Academic Environment

- The UVic Law JD degree is a professional program
- Most students have a previous 4-year undergraduate degree

- Exams are written on laptops, using either the Brightspace LMS or Exam4 software

Academic Terms

“Winter session” consists of the fall and spring terms. Fall term runs from September to December, and Spring term runs from January to April. Each term consists of 13 weeks of classes followed by a formal examination period of approximately two weeks. Examinations may be administered as a short timed exam or a take-home exam. Not all courses will be evaluated with a final examination. Check the Law faculty [website](#) for specific dates for each term and for the examination schedule.

Course Registration

Exchange students are classified as non-degree. Due to system limitations, non-degree students are unable to manage their registration online. All registration will be done by Law staff. As part of the application process, you completed and submitted the Proposed Course Schedule. Staff will register you in courses you are approved to take and will assist you in making changes throughout the registration period up until the last day to add or drop courses. Please ensure that there are no timetable or examination conflicts with the courses you select.

Course Credits

Courses are valued in terms of units and can vary between 1.0 and 2.0 units. A 1.0-unit course meets 2 hours per week, a 1.5-unit course meets 3 hours per week, and a 2.0-unit course meets 4 hours per week. One hour of class time requires approximately 1-2 hours of study or reading per week.

A full-time student at UVic Law must register in 7.0-8.5 units per term. The number of units you are required to take will be determined by your home institution. It is your responsibility to make sure that your home institution is aware of and approves your course of study at UVic.

Academic Accommodation

If you receive academic and exam accommodation at your home university and can provide documentation, you should register with the [Center for Accessible Learning](#) (CAL). CAL will send the law school a recommendation on appropriate accommodation for you. We also ask that you identify your needs to the Manager, Academic and Students at the law school (lawmaass@uvic.ca) as soon as possible.

Please note that all courses are taught in English and incoming students require the

ability to articulate their work both orally and in writing. If English is your second language, in exceptional circumstances, you may make a request for exam accommodation on the basis of language. Please complete the [application](#) for exam accommodation and submit it to the Office of the Associate Dean at least three weeks before the exam period starts. Your request will be confidential and the type of accommodation granted will be determined on a case-by-case basis.

Course Location

The duration of your time at law school will be spent in the Fraser Building ([map](#)). Occasionally a class may be scheduled to meet in another building on campus.

Student Services

Amicus Program

The [Amicus](#) program is a student support initiative in the law school and one of its kind. The program provides academic, cultural, personal and academic accommodation support to help students navigate life while at law school.

Law Student Services

The Law Student Services team is located in the front office (Fraser Building, Room 102). Please feel free to contact them by e-mail or in person if you need assistance (e.g., if you are going to miss an exam, if you have accommodation requests). You are also welcome to contact your professors directly if you need assistance related to your course/s.

Centre for Academic Communication

The [Centre for Academic Communication](#) (CAC) offers support to help students develop their academic communication skills. It is located in the Learning Commons of the Mearns Centre for Learning/McPherson Library. Please check their website for more information, to schedule appointments or try their online writing tutorials.

International Commons

The [International Commons](#) (IC), located in the McPherson Library, is another place where international students can access programs and services to support their academic success at UVic. You may also be interested in participating in Conversation Cafés or in the [UVic Global Community](#) program.

Health and Wellness

The [Student Wellness Centre](#) (SWC) is made up of Counselling, Health and Multi-faith. It aims to provide holistic care to support UVic students' wellbeing emotionally, physically and spiritually. Counselling and Health are located in the [Health and Wellness Building](#) while the Multi-faith Centre is in parking lot #6 near the entrance to the Finnerty Gardens.

Counselling

As part of the Amicus program, a counsellor is available two days a week at the law school to offer support to students dealing with personal concerns. You may also wish to book an appointment with a counsellor at [Counselling Services](#). Counselling Services may be reached at 250-721-8341 or counsell@uvic.ca.

Health

[UVic Health](#) offers appointments with doctors, nurses and other practitioners, limited urgent care and first aid, specialist referrals and a doctor-on-call for students for after-hours, weekends or holidays.

Multifaith Services

[Multifaith Services](#) provides religious and spiritual support and care for students at UVic. They provide the campus community with resources for spiritual learning, practice, meditation groups, weekly activities, and retreats and workshops that support the faith development of the campus community.

Athletics and Recreation

As an exchange student, you can sign up for membership with the University of Victoria Student Services and opt-in to the Athletics and Recreation service which grants you base membership with [Vikes Recreation](#). The Centre for Athletics, Recreation and Special Abilities (CARSA) features a climbing wall, state-of-the-art fitness and weight-training space, racquet sports courts, dance and yoga space, a sports injury clinic, and an indoor field house.



After Your Exchange Term

Final Grades

Students will be notified when final grades are approved. There is a 21-day appeal period following the approval of grades. If you wish to view a final exam, please contact the Office of the Associate Dean. Assignments and papers are available from your instructors; please make sure to pick them up before you leave town.

Official Transcript

Our office will arrange for two copies of your official transcript to be sent to your home institution.

Testimonial









You are encouraged to submit a testimonial and photos of your experience at UVic Law and in Victoria. Your submission may be used on the faculty website or in promotional materials produced in print or digital form. The Office of the Dean will be in contact with you to ask for feedback on your exchange experience.

Your Checklist







Prior to Arriving at UVic



Carefully read your Offer of Admission (this letter will contain your UVic student number or “V-number”, which you will need to create your NetLink ID).

-  Check that your email address is correct. We will communicate with you primarily by email so please ensure that the email address you provide to us is correct and that you check this account regularly.
-  Obtain necessary immigration documents.
-  Make housing arrangements.
-  Make health insurance arrangements.
-  Make travel arrangements.
-  Contact [Fran Blake](#) if you require changes to your registration.
-  Register for UVic [Orientation](#) events that interest you at (Note: These events are for all UVic students. The Faculty of Law will host a mandatory Orientation for Law students and you will be automatically registered.)
-  It is our hope that you will build community with the Law students during your stay here. In addition to academic opportunities, there will be many activities and opportunities offered through the [Law Students' Society](#). Many exchange students also enjoy connecting with international students from other faculties. If this interests you, please contact the [International Student Services](#) office and sign up for Facebook or email notice to learn about events offered through their office.

Upon Arriving at UVic

-  Introduce yourself to Fran Blake, Coordinator, Academic Administration, in the Fraser Building Room 102. You will be introduced to the front office team who will support you during your law studies.
-  Attend Law Orientation on Opening Day (mandatory) if coming in the fall term. If coming in the spring term, Fran Blake will be in contact to provide a meeting time in January for an orientation.
-  Get your ONECard from the ONECard Office in the University Centre.
-  Visit the UVSS Info Centre in the Student Union Building to opt-in to the bus and athletic pass.
-  Get in touch with your law buddy.
-  Familiarize yourself with your UVic email account. Important emails sent via our listserve to all law students will be sent to your UVic email account. You can access

your UVic email
via [Online tools](#) or [Webmail](#). Consider setting up email forwarding [here](#).

Questions/Contact Information

Fran Blake
Coordinator, Academic Administration
E: lawcaa@uvic.ca | T: 250.472.4793

Mailing Address:

Attn: Fran Blake
Faculty of Law University of Victoria PO Box 1700 STN CSC
Victoria, BC, Canada
V8W 2Y2

In Person/Courier Address:

Attn: Fran Blake
Faculty of Law University of Victoria
Murray and Anne Fraser Building, Room 102 McGill Road at Ring Road
Victoria, BC, Canada
V8P 5C2