

**LONG TERM DISABILITY TRUST
FINANCIAL STATEMENTS
MARCH 31, 2017**

	<u>Page</u>
Administrative Responsibility for Financial Reporting	2
Independent Auditors' Report	3-4
Statement of Financial Position	5
Statement of Changes in Net Assets Available for Benefits	6
Statement of Changes in Benefit Obligations	7
Notes to the Financial Statements	8-14


LONG TERM DISABILITY TRUST

STATEMENT OF ADMINISTRATIVE RESPONSIBILITY FOR FINANCIAL STATEMENTS


The University of Victoria is responsible for the preparation of the financial statements of the Long Term Disability Trust. The statements have been prepared in accordance with Canadian accounting standards for pension plans and present fairly the financial position of the Long Term Disability Trust as at March 31, 2017 and the results of its operations for the year then ended.

In fulfilling its responsibility and recognizing the limits inherent in all systems, the University's Administration has developed and maintains a system of internal controls designed to provide reasonable assurance that the Trust's assets are safeguarded from loss and that the accounting records are a reliable basis for preparation of the financial statements.

The financial statements have been examined by Grant Thornton LLP, the independent auditors appointed by the Trustees. The Independent Auditors' Report outlines the nature of their examination and expresses an opinion on the financial statements of the Trust for the year ended March 31, 2017.



Trustee




Trustee

June 26, 2017


LONG TERM DISABILITY TRUST
STATEMENT OF FINANCIAL POSITION
As at March 31, 2017

	<u>2017</u>	<u>2016</u>
Assets		
Cash and cash equivalents	\$ 294,556	\$ 271,585
Accrued interest and other receivables	476	-
Cash held on deposit with benefit carrier	161,200	154,000
Income taxes receivable (note 7)	-	328
Investments (note 3)	13,453,445	12,523,539
Due from University of Victoria	<u>281,349</u>	<u>271,409</u>
	<u>14,191,026</u>	<u>13,220,861</u>
Liabilities		
Accounts payable and accruals	280,700	236,936
Income taxes payable (note 7)	<u>40,814</u>	<u>-</u>
	321,514	236,936
Net assets available for benefits	<u>13,869,512</u>	<u>12,983,925</u>
Accrued benefit obligations (note 4)	<u>20,480,159</u>	<u>16,936,159</u>
Deficit	<u>\$ (6,610,647)</u>	<u>\$ (3,952,234)</u>

On behalf of the board:



Trustee



Trustee

See accompanying notes to the financial statements

LONG TERM DISABILITY TRUST
STATEMENT OF CHANGES IN NET ASSETS AVAILABLE FOR BENEFITS
For the Year ended March 31, 2017

	<u>2017</u>	<u>2016</u>
Net return on investments		
Interest income	\$ 437,741	\$ 436,645
Realized gains	207,489	139,850
Unrealized losses	<u>(116,440)</u>	<u>(420,104)</u>
	<u>528,790</u>	<u>156,391</u>
Contributions		
Employee contributions	<u>3,338,263</u>	<u>3,211,998</u>
Payments to or on behalf of members		
Benefit carrier claims	<u>2,624,170</u>	<u>2,245,765</u>
Operating expenses		
Actuarial fees	12,348	8,997
Audit expense	9,536	9,261
Benefit carrier administration fees	72,665	60,306
Custodial fees	6,015	5,717
Interest expense	2,645	1,814
Investment management fees	35,123	32,637
Financial administration fees (note 8)	<u>1,000</u>	<u>1,000</u>
Total operating expenses	<u>139,332</u>	<u>119,732</u>
Increase in net assets available for benefits, before taxes	1,103,551	1,002,892
Income taxes (note 7)	<u>217,964</u>	<u>187,611</u>
Increase in net assets available for benefits	885,587	815,281
Net assets available for benefits, beginning of year	<u>12,983,925</u>	<u>12,168,644</u>
Net assets available for benefits, end of year	<u>\$ 13,869,512</u>	<u>\$ 12,983,925</u>

See accompanying notes to the financial statements

LONG TERM DISABILITY TRUST
STATEMENT OF CHANGES IN BENEFIT OBLIGATIONS
For the Year ended March 31, 2017

	<u>2017</u>	<u>2016</u>
Beginning balance, accrued benefit obligation	\$ <u>16,936,159</u>	\$ <u>14,765,159</u>
Experience gains	(1,443,000)	(3,353,000)
Current service cost	7,433,000	7,637,000
Interest cost	318,000	252,000
Benefit paid	<u>(2,764,000)</u>	<u>(2,365,000)</u>
	3,544,000	2,171,000
Ending balance, accrued benefit obligation	\$ <u><u>20,480,159</u></u>	\$ <u><u>16,936,159</u></u>

See accompanying notes to the financial statements

LONG TERM DISABILITY TRUST
NOTES TO FINANCIAL STATEMENTS
March 31, 2017

1. **Description of Plan**

The following is a summary of the Long Term Disability Trust (the Trust).

a) **General**

The Trust was established in July 2007 to administer a self-funded long term disability plan covering all faculty, administrative and academic professional staff holding regular appointments of 50%, or more, of full time at the University of Victoria.

b) **Funding Policy**

Members contribute 2.05% of basic salary, which is deducted by the University semi-monthly, and remitted to the Trust. The Trust holds these contributions, and pays the plan benefit carrier for benefit payments made to qualifying employees. The contribution rate is set by the Trustees referencing actuarial valuations, and covers the normal cost of providing benefits, plus an amount required to build a reserve against estimated future liabilities of the plan.

c) **Plan Benefits**

Long term disability benefits are calculated at 80% of monthly "net earnings", plus the amount required to maintain employee and University Pension Plan contributions. Benefits are indexed to the lower of (1) the annual increase in the Canada CPI index, and (2) the most recent annual across-the-board general salary adjustment.

As this is an employee-pay-all plan benefits paid to qualifying employees are tax-free.

d) **Commencement and Duration of Benefits**

If approved, LTD benefit payments commence following completion of six months of continuous disability, and following receipt of proof of total disability. Benefits continue until the earliest of the following:

- no longer considered to be totally disabled,
- start work at any occupation for wage or profit except as permitted under the Plan,
- fail to furnish proof of continuous disability,
- no longer under the care of a qualified physician, or fail to follow prescribed medical treatment, or participate in a recommended rehabilitation program,
- death,
- normal retirement date.

e) **Investments**

The assets of the Trust are invested in a Phillips, Hager and North Bond Fund.

LONG TERM DISABILITY TRUST
NOTES TO FINANCIAL STATEMENTS
March 31, 2017

2. **Significant Accounting Policies**

The financial statements have been prepared in accordance with Canadian accounting standards for pension plans.

Accounting standards for pension plans apply to all pension plans as well as benefit plans with characteristics similar to pension plans (such as long term disability plans) and require entities to select accounting policies for accounts that do not relate to its investment portfolio or accrued benefit obligations in accordance with either Part I International Financial Reporting Standards (IFRS) or Part II Canadian Accounting Standards for Private Enterprises (ASPE) of the CICA Handbook. The Trust selected to apply Part II for such accounts on a consistent basis and to the extent that these standards do not conflict with the requirements of the accounting standards for pension plans. Under Canadian accounting standards for pension plans the Trust is required to follow IFRS 7 and 13 with respect to Financial Instruments.

a) **Financial Instruments**

Financial assets and financial liabilities are recognized when the Plan becomes a party to the contractual provisions of the financial instrument.

Financial assets are derecognized when the contractual rights to the cash flows from the financial assets expire, or when the financial asset and all substantial risks and rewards are transferred. A financial liability is derecognized when it is extinguished, discharged, cancelled or expires.

All financial assets and financial liabilities are initially measured at fair value. Fair value is an estimate of the amount of consideration that would be agreed upon in an arm's-length transaction between knowledgeable, willing parties who are under no compulsion to act.

Financial assets and financial liabilities are subsequently measured as described below.

b) **Cash and cash equivalents**

Cash and cash equivalents are defined as cash on hand, demand deposits and short-term highly liquid investments that are readily convertible to known amounts of cash within three months, have been classified as held for trading and recorded at fair value.

c) **Investment assets and investment liabilities**

All investment assets and investment liabilities are measured at fair value at the date of the statement of financial position in accordance with IFRS 13 Fair Value Measurement, International Financial Reporting Standards in Part 1 of the CICA Handbook.

Pooled funds are valued at the unit value supplied by the pooled fund administrator and which represent the Plan's proportionate share of underlying net assets at fair value determined using closing bid prices.

Transaction costs are not included in the fair value of investment assets and investment liabilities either on initial recognition or on subsequent re-measurement. Transaction costs are included in the statement of changes in net assets available for benefits as part of expenses incurred in the period.

LONG TERM DISABILITY TRUST
NOTES TO FINANCIAL STATEMENTS
March 31, 2017

2. **Significant Accounting Policies (continued)**

d) Investment Income

Income from investments is recognized on an accrual basis and includes interest income.

e) Realized and Unrealized Gains and Losses on Investments

Realized gains or losses on sale of investments are the difference between the proceeds received and the average cost of investments sold.

Unrealized gains or losses on investments represent the differences between carrying value at the year end and the carrying value at the previous year end or purchase value during the year, less the reversal of previously recognized unrealized gains and losses in respect of disposals during the year.

f) Contributions

Contributions from the members are recorded on an accrual basis.

g) Net assets available for benefits

Net assets available for benefits are amounts available for the servicing of future claims under the Trust agreement, and terms of the Plan.

h) Estimation Uncertainty

When preparing the financial statements, management undertakes a number of judgments, estimates and assumptions about recognition and measurement of assets, liabilities, income and expenses. The actual results are likely to differ from the judgments, estimates and assumptions made by management, and will seldom equal the estimated results. Information about the significant judgments, estimates and assumptions that have the most effect on the recognition and measurement of assets, liabilities, income and expenses are discussed below.

Fair value of financial instruments: management uses valuation techniques in measuring the fair value of financial instruments, where active market quotes are not available. Details of the assumptions used are given in the notes regarding financial assets and liabilities. In applying the valuation techniques management makes maximum use of market inputs, and uses estimates and assumptions that are, as far as possible, consistent with observable data that market participants would use in pricing the instrument. Where applicable data is not observable, management uses its best estimate about the assumptions that market participants would make. These estimates may vary from the actual prices that would be achieved in an arm's length transaction at the reporting date.

Accrued benefit obligation: management estimates the accrued benefit obligation with the assistance of an independent actuary; however, the actual outcome may vary due to estimation uncertainties. The estimate of its accrued benefit obligation is based on assumptions as outlined in Note 4 to these financial statements.

**LONG TERM DISABILITY TRUST
NOTES TO FINANCIAL STATEMENTS
March 31, 2017**

3. **Investments**

Investments are reported at fair value and are as follows:

	<u>2017</u>		<u>2016</u>	
	<u>Cost</u>	<u>Fair Value</u>	<u>Cost</u>	<u>Fair Value</u>
Phillips Hager and North Core Plus Bond Fund, Series O	13,450,569	13,453,445	12,404,223	12,523,539
Phillips Hager and North Money Market funds Series O	294,556	294,556	271,585	271,585

4. **Obligations for Plan Benefits**

An actuarial valuation was made as of June 30, 2014 by Mercer Human Resource Consulting, a firm of consulting actuaries. Salary figures used in the actuarial analysis are based on annual salary increases effective July 1, 2014.

The actuarial liability is the actuarial present value of the disability benefits expected to be paid in the future to members who were disabled at the valuation date. This liability is divided into two components: the Disabled Life Reserve (DLR) for individuals in receipt of benefits at the valuation date, and the Incurred But Not Reported (IBNR) reserve for individuals who are disabled but not reported at the valuation date and who have not completed the six month elimination period. The estimated liability as at March 31, 2017 has been calculated by Mercer using updated data and assumptions consistent with the 2014 actuary report.

The financial position of the Plan as at March 31 is as follows:

		<u>2017</u>	<u>2016</u>
Net Assets		\$ 13,869,512	\$ 12,983,925
Liabilities	- Disability Life Reserve	19,072,159	15,555,159
	- Incurred But Not Reported	1,408,000	1,381,000
		<u>20,480,159</u>	<u>16,936,159</u>
Unfunded Liability		\$ (6,610,647)	\$ (3,952,234)
Funded ratio		68%	77%

**LONG TERM DISABILITY TRUST
NOTES TO FINANCIAL STATEMENTS
March 31, 2017**

4. Obligations for Plan Benefits (continued)

The assumptions used in determining the actuarial value of accrued disability benefits were developed by reference to expected long-term market conditions. Significant long-term actuarial assumptions used in the valuation were:

	<u>2017</u>	<u>2016</u>
Discount rate	1.9%	1.9%
Cost of living adjustment	1%	1%
Retirement age assumption	65	65

5. Risk Management

The Trust's assets are invested in Phillips, Hager & North's Core Plus Bond Fund and the RBC Institutional Cash Fund. All assets are recorded at fair value. The main investment risks are interest rate risk, liquidity risk and credit risk.

Interest rate risk

Interest rate risk relates to the possibility that the investments will change in value due to future fluctuations in market interest rates. Duration is an appropriate measure of interest rate risk for fixed income funds as a rise (fall) in interest rates will cause a decrease (increase) in bond prices - the longer the duration, the greater the effect. At March 31, 2017, the modified duration of the bond portfolio was 7.17 years. Therefore, if interest rates were to increase by 1% across all maturities, the value of the bond portfolio would drop by 7.17%, contrarily if interest rates were to decrease by 1% across all maturities, the value of the bond portfolio would increase by 7.17%.

Liquidity risk

Liquidity risk is the risk of being unable to generate sufficient cash or its equivalent in a timely and cost effective manner in order to meet commitments as they come due. The primary liabilities in the Trust are future benefit obligations and operating expenses. Liquidity requirements are managed through income generated by contributions and investing in sufficiently liquid assets and other easily marketable instruments.

Credit risk

The value of fixed income and debt securities depends, in part, on the perceived ability of the issuer that issued the securities to pay the interest and to repay the original investments. Credit risk relates to the possibility that a loss may occur from failure of a fixed income security issuer to meet its debt obligations. At March 31, 2017, the maximum risk exposure for this type of investment is \$13,748,001.

LONG TERM DISABILITY TRUST
NOTES TO FINANCIAL STATEMENTS
March 31, 2017

5. **Risk Management (continued)**

The credit risk is also mitigated by the credit rating and issuer analysis. Table 1 below shows the percentage of fixed income holdings in the portfolio by credit rating as of March 31, 2017 and compared to March 31, 2016. Table 2 below shows the percentage of fixed income holdings by type of issuer as of March 31, 2017 and compared to March 31, 2016.

Table 1		2017	2016
	<u>Ratings Summary</u>	<u>%</u>	<u>%</u>
	AAA	17.7	9.6
	AA	27.0	25.3
	A	14.4	15.3
	BBB	15.4	23.9
	BB	6.6	10.4
	Mortgages	5.0	5.8
	Foreign Exchange	3.9	-
	Cash	9.9	9.7

Table 2		2017	2016
	<u>Issuer Analysis</u>	<u>%</u>	<u>%</u>
	Federal bonds	14.2	3.1
	Provincial bonds	28.3	23.5
	Corporate bonds	34.6	54.3
	Emerging markets	8.1	5.4
	Mortgages	5.0	5.9
	Cash and short term	9.8	7.8

Financial instruments measured at fair value are classified according to a fair value hierarchy that reflects the importance of the inputs used in making the measurements. The fair value hierarchy is made up of the following levels:

- Level 1 - valuation is based on quoted prices (unadjusted) in active markets for identical assets or liabilities;
- Level 2 - valuation techniques based on inputs other than quoted prices included in level 1 that are observable for the asset or liability, either directly (i.e. as prices) or indirectly (i.e. derived from prices); and
- Level 3 - valuation techniques using inputs for the asset or liability that are not based on observable market data (unobservable inputs).

The fair value hierarchy requires the use of observable data on the market each time such inputs exist. A financial instrument is classified to the lowest level of the hierarchy for which a significant input has been considered in measuring fair value.

The Trust's portfolio consists of bonds and mortgages and are pooled into a combined mutual fund. The lowest level of the hierarchy for the portfolio is a level 2.

6. **Capital Disclosures**

The purpose of the Trust is to provide benefits to members on long term disability. The Trust's objectives when managing its capital are to protect the value of the funds against inflation and provide stability in benefit distributions. With the assistance of an investment consultant, the Trust's Board of Directors regularly monitors the Trust's investments to ensure that immediate and

LONG TERM DISABILITY TRUST
NOTES TO FINANCIAL STATEMENTS
March 31, 2017

long-term obligations can be met within an acceptable level of risk.

7. **Income Tax**

Income taxes are paid on a calendar basis and are based on the difference between income earned on investment funds less plan expenses exclusive of employee contributions and benefit carrier claims.

8. **Related Party Transaction**

The Trust receives accounting and administrative services from the University of Victoria and was charged a fee of \$1,000 for the year.