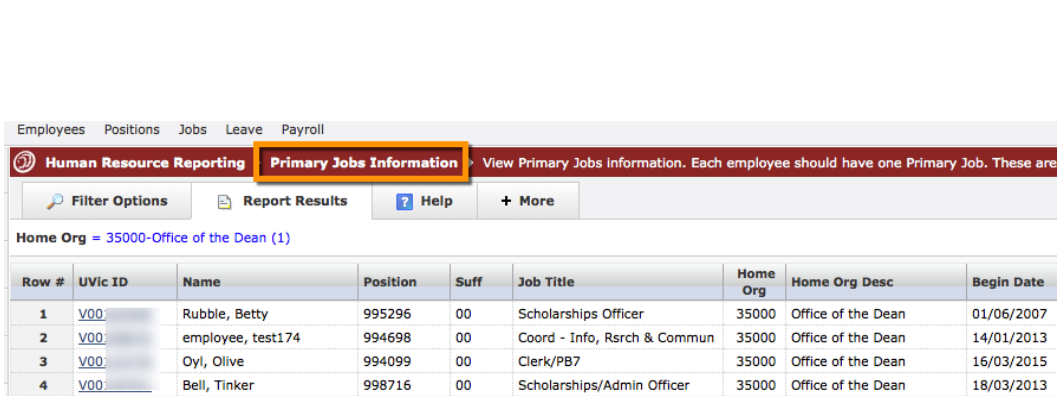
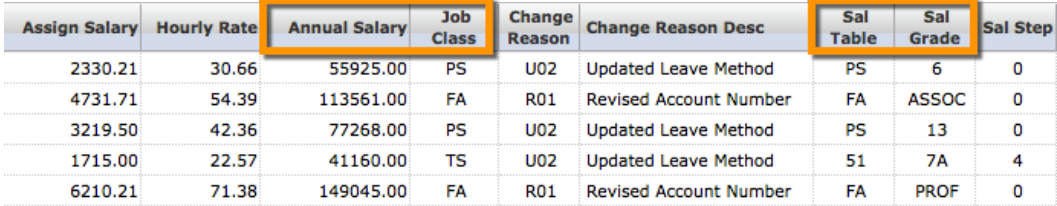
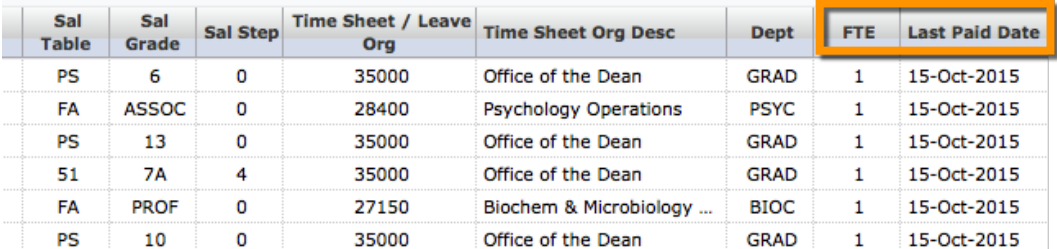
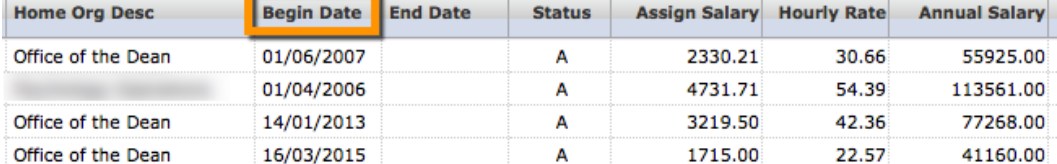


Jobs reports

This quick guide describes the reports available under the FAST HR Jobs tab: **Primary Jobs**, **Current Jobs**, **Probation End Dates** and **Salary Distribution**. These reports are similar to those under the Positions tab but display information by person rather than position.

For more resources, including a guide on *FAST HR codes*, visit www.uvic.ca/hr/fasthr.

#	Instructions	Screenshot																																																								
1	<p>The Jobs tab reports display information similar to the Positions tab, but organize it by person rather than position.</p> <p>The Primary Jobs report shows the employee's permanent primary position, whereas the Current Jobs report displays the employee's current job.</p>	 <table border="1"> <thead> <tr> <th>Row #</th> <th>UVic ID</th> <th>Name</th> <th>Position</th> <th>Suff</th> <th>Job Title</th> <th>Home Org</th> <th>Home Org Desc</th> <th>Begin Date</th> </tr> </thead> <tbody> <tr> <td>1</td> <td>V00</td> <td>Rubble, Betty</td> <td>995296</td> <td>00</td> <td>Scholarships Officer</td> <td>35000</td> <td>Office of the Dean</td> <td>01/06/2007</td> </tr> <tr> <td>2</td> <td>V00</td> <td>employee, test174</td> <td>994698</td> <td>00</td> <td>Coord - Info, Rsrch & Commun</td> <td>35000</td> <td>Office of the Dean</td> <td>14/01/2013</td> </tr> <tr> <td>3</td> <td>V00</td> <td>Oyl, Olive</td> <td>994099</td> <td>00</td> <td>Clerk/PB7</td> <td>35000</td> <td>Office of the Dean</td> <td>16/03/2015</td> </tr> <tr> <td>4</td> <td>V00</td> <td>Bell, Tinker</td> <td>998716</td> <td>00</td> <td>Scholarships/Admin Officer</td> <td>35000</td> <td>Office of the Dean</td> <td>18/03/2013</td> </tr> </tbody> </table>	Row #	UVic ID	Name	Position	Suff	Job Title	Home Org	Home Org Desc	Begin Date	1	V00	Rubble, Betty	995296	00	Scholarships Officer	35000	Office of the Dean	01/06/2007	2	V00	employee, test174	994698	00	Coord - Info, Rsrch & Commun	35000	Office of the Dean	14/01/2013	3	V00	Oyl, Olive	994099	00	Clerk/PB7	35000	Office of the Dean	16/03/2015	4	V00	Bell, Tinker	998716	00	Scholarships/Admin Officer	35000	Office of the Dean	18/03/2013											
Row #	UVic ID	Name	Position	Suff	Job Title	Home Org	Home Org Desc	Begin Date																																																		
1	V00	Rubble, Betty	995296	00	Scholarships Officer	35000	Office of the Dean	01/06/2007																																																		
2	V00	employee, test174	994698	00	Coord - Info, Rsrch & Commun	35000	Office of the Dean	14/01/2013																																																		
3	V00	Oyl, Olive	994099	00	Clerk/PB7	35000	Office of the Dean	16/03/2015																																																		
4	V00	Bell, Tinker	998716	00	Scholarships/Admin Officer	35000	Office of the Dean	18/03/2013																																																		
2	<p>The report information includes the employee's title and job class, as well as annual salary, salary grade and step.</p>	 <table border="1"> <thead> <tr> <th>Assign Salary</th> <th>Hourly Rate</th> <th>Annual Salary</th> <th>Job Class</th> <th>Change Reason</th> <th>Change Reason Desc</th> <th>Sal Table</th> <th>Sal Grade</th> <th>Sal Step</th> </tr> </thead> <tbody> <tr> <td>2330.21</td> <td>30.66</td> <td>55925.00</td> <td>PS</td> <td>U02</td> <td>Updated Leave Method</td> <td>PS</td> <td>6</td> <td>0</td> </tr> <tr> <td>4731.71</td> <td>54.39</td> <td>113561.00</td> <td>FA</td> <td>R01</td> <td>Revised Account Number</td> <td>FA</td> <td>ASSOC</td> <td>0</td> </tr> <tr> <td>3219.50</td> <td>42.36</td> <td>77268.00</td> <td>PS</td> <td>U02</td> <td>Updated Leave Method</td> <td>PS</td> <td>13</td> <td>0</td> </tr> <tr> <td>1715.00</td> <td>22.57</td> <td>41160.00</td> <td>TS</td> <td>U02</td> <td>Updated Leave Method</td> <td>51</td> <td>7A</td> <td>4</td> </tr> <tr> <td>6210.21</td> <td>71.38</td> <td>149045.00</td> <td>FA</td> <td>R01</td> <td>Revised Account Number</td> <td>FA</td> <td>PROF</td> <td>0</td> </tr> </tbody> </table>	Assign Salary	Hourly Rate	Annual Salary	Job Class	Change Reason	Change Reason Desc	Sal Table	Sal Grade	Sal Step	2330.21	30.66	55925.00	PS	U02	Updated Leave Method	PS	6	0	4731.71	54.39	113561.00	FA	R01	Revised Account Number	FA	ASSOC	0	3219.50	42.36	77268.00	PS	U02	Updated Leave Method	PS	13	0	1715.00	22.57	41160.00	TS	U02	Updated Leave Method	51	7A	4	6210.21	71.38	149045.00	FA	R01	Revised Account Number	FA	PROF	0		
Assign Salary	Hourly Rate	Annual Salary	Job Class	Change Reason	Change Reason Desc	Sal Table	Sal Grade	Sal Step																																																		
2330.21	30.66	55925.00	PS	U02	Updated Leave Method	PS	6	0																																																		
4731.71	54.39	113561.00	FA	R01	Revised Account Number	FA	ASSOC	0																																																		
3219.50	42.36	77268.00	PS	U02	Updated Leave Method	PS	13	0																																																		
1715.00	22.57	41160.00	TS	U02	Updated Leave Method	51	7A	4																																																		
6210.21	71.38	149045.00	FA	R01	Revised Account Number	FA	PROF	0																																																		
3	<p>The report includes FTE and Last Paid Date.</p>	 <table border="1"> <thead> <tr> <th>Sal Table</th> <th>Sal Grade</th> <th>Sal Step</th> <th>Time Sheet / Leave Org</th> <th>Time Sheet Org Desc</th> <th>Dept</th> <th>FTE</th> <th>Last Paid Date</th> </tr> </thead> <tbody> <tr> <td>PS</td> <td>6</td> <td>0</td> <td>35000</td> <td>Office of the Dean</td> <td>GRAD</td> <td>1</td> <td>15-Oct-2015</td> </tr> <tr> <td>FA</td> <td>ASSOC</td> <td>0</td> <td>28400</td> <td>Psychology Operations</td> <td>PSYC</td> <td>1</td> <td>15-Oct-2015</td> </tr> <tr> <td>PS</td> <td>13</td> <td>0</td> <td>35000</td> <td>Office of the Dean</td> <td>GRAD</td> <td>1</td> <td>15-Oct-2015</td> </tr> <tr> <td>51</td> <td>7A</td> <td>4</td> <td>35000</td> <td>Office of the Dean</td> <td>GRAD</td> <td>1</td> <td>15-Oct-2015</td> </tr> <tr> <td>FA</td> <td>PROF</td> <td>0</td> <td>27150</td> <td>Biochem & Microbiology ...</td> <td>BIOC</td> <td>1</td> <td>15-Oct-2015</td> </tr> <tr> <td>PS</td> <td>10</td> <td>0</td> <td>35000</td> <td>Office of the Dean</td> <td>GRAD</td> <td>1</td> <td>15-Oct-2015</td> </tr> </tbody> </table>	Sal Table	Sal Grade	Sal Step	Time Sheet / Leave Org	Time Sheet Org Desc	Dept	FTE	Last Paid Date	PS	6	0	35000	Office of the Dean	GRAD	1	15-Oct-2015	FA	ASSOC	0	28400	Psychology Operations	PSYC	1	15-Oct-2015	PS	13	0	35000	Office of the Dean	GRAD	1	15-Oct-2015	51	7A	4	35000	Office of the Dean	GRAD	1	15-Oct-2015	FA	PROF	0	27150	Biochem & Microbiology ...	BIOC	1	15-Oct-2015	PS	10	0	35000	Office of the Dean	GRAD	1	15-Oct-2015
Sal Table	Sal Grade	Sal Step	Time Sheet / Leave Org	Time Sheet Org Desc	Dept	FTE	Last Paid Date																																																			
PS	6	0	35000	Office of the Dean	GRAD	1	15-Oct-2015																																																			
FA	ASSOC	0	28400	Psychology Operations	PSYC	1	15-Oct-2015																																																			
PS	13	0	35000	Office of the Dean	GRAD	1	15-Oct-2015																																																			
51	7A	4	35000	Office of the Dean	GRAD	1	15-Oct-2015																																																			
FA	PROF	0	27150	Biochem & Microbiology ...	BIOC	1	15-Oct-2015																																																			
PS	10	0	35000	Office of the Dean	GRAD	1	15-Oct-2015																																																			
4	<p>The Begin Date shown is the date the employee started in the current job.</p>	 <table border="1"> <thead> <tr> <th>Home Org Desc</th> <th>Begin Date</th> <th>End Date</th> <th>Status</th> <th>Assign Salary</th> <th>Hourly Rate</th> <th>Annual Salary</th> </tr> </thead> <tbody> <tr> <td>Office of the Dean</td> <td>01/06/2007</td> <td></td> <td>A</td> <td>2330.21</td> <td>30.66</td> <td>55925.00</td> </tr> <tr> <td></td> <td>01/04/2006</td> <td></td> <td>A</td> <td>4731.71</td> <td>54.39</td> <td>113561.00</td> </tr> <tr> <td>Office of the Dean</td> <td>14/01/2013</td> <td></td> <td>A</td> <td>3219.50</td> <td>42.36</td> <td>77268.00</td> </tr> <tr> <td>Office of the Dean</td> <td>16/03/2015</td> <td></td> <td>A</td> <td>1715.00</td> <td>22.57</td> <td>41160.00</td> </tr> </tbody> </table>	Home Org Desc	Begin Date	End Date	Status	Assign Salary	Hourly Rate	Annual Salary	Office of the Dean	01/06/2007		A	2330.21	30.66	55925.00		01/04/2006		A	4731.71	54.39	113561.00	Office of the Dean	14/01/2013		A	3219.50	42.36	77268.00	Office of the Dean	16/03/2015		A	1715.00	22.57	41160.00																					
Home Org Desc	Begin Date	End Date	Status	Assign Salary	Hourly Rate	Annual Salary																																																				
Office of the Dean	01/06/2007		A	2330.21	30.66	55925.00																																																				
	01/04/2006		A	4731.71	54.39	113561.00																																																				
Office of the Dean	14/01/2013		A	3219.50	42.36	77268.00																																																				
Office of the Dean	16/03/2015		A	1715.00	22.57	41160.00																																																				

#	Instructions	Screenshot																																																								
5	The Probationary End Dates report displays the date the probationary period begins and ends for each applicable employee. If a person has more than one job, information will appear on more than one line.	<table border="1"> <thead> <tr> <th>Name</th> <th>Job Begin Date</th> <th>Job End Date</th> <th>Position</th> <th>Suffix</th> <th>Probation Begin Date</th> <th>Probation End Date</th> </tr> </thead> <tbody> <tr> <td>Bear, Yogi</td> <td>01/08/2012</td> <td></td> <td>993767</td> <td>00</td> <td></td> <td></td> </tr> <tr> <td>Bear, Yogi</td> <td>01/08/2012</td> <td>30/06/2017 12:...</td> <td>996994</td> <td>00</td> <td></td> <td></td> </tr> <tr> <td>Bell, Tinker</td> <td>18/03/2013</td> <td></td> <td>998716</td> <td>00</td> <td>18/03/2013</td> <td>17/11/2013</td> </tr> <tr> <td>Boop, Betty</td> <td>20/07/2015</td> <td>09/07/2016 12:...</td> <td>997578</td> <td>00</td> <td>20/07/2015</td> <td>19/10/2015</td> </tr> <tr> <td>Doo, Scooby</td> <td>01/04/2006</td> <td></td> <td>999694</td> <td>00</td> <td></td> <td></td> </tr> <tr> <td>Doo, Scooby</td> <td>16/09/2013</td> <td>30/06/2019 12:...</td> <td>995507</td> <td>00</td> <td></td> <td></td> </tr> </tbody> </table>	Name	Job Begin Date	Job End Date	Position	Suffix	Probation Begin Date	Probation End Date	Bear, Yogi	01/08/2012		993767	00			Bear, Yogi	01/08/2012	30/06/2017 12:...	996994	00			Bell, Tinker	18/03/2013		998716	00	18/03/2013	17/11/2013	Boop, Betty	20/07/2015	09/07/2016 12:...	997578	00	20/07/2015	19/10/2015	Doo, Scooby	01/04/2006		999694	00			Doo, Scooby	16/09/2013	30/06/2019 12:...	995507	00									
Name	Job Begin Date	Job End Date	Position	Suffix	Probation Begin Date	Probation End Date																																																				
Bear, Yogi	01/08/2012		993767	00																																																						
Bear, Yogi	01/08/2012	30/06/2017 12:...	996994	00																																																						
Bell, Tinker	18/03/2013		998716	00	18/03/2013	17/11/2013																																																				
Boop, Betty	20/07/2015	09/07/2016 12:...	997578	00	20/07/2015	19/10/2015																																																				
Doo, Scooby	01/04/2006		999694	00																																																						
Doo, Scooby	16/09/2013	30/06/2019 12:...	995507	00																																																						
6	To filter for upcoming probationary end dates, enter today's date in the Probation End Date filter, and Greater Than in the dropdown field, before executing the report. This will produce a list of all jobs with future probationary end dates.																																																									
7	The Salary Distribution report provides the same information as is provided to employees on the MyPage>Pay Information tab. This includes Starting Salary, Progression and Performance increases. TIP: The Salary Distribution report provides the same information as the annual Salary Notices previously distributed to departments.	<table border="1"> <thead> <tr> <th>FTE</th> <th>Starting Salary</th> <th>Economic</th> <th>Progression</th> <th>Performance</th> <th>New Salary</th> <th>Critical Skills</th> </tr> </thead> <tbody> <tr> <td>1</td> <td>46,359</td> <td></td> <td>1,391</td> <td>0</td> <td>47,750</td> <td></td> </tr> <tr> <td>1</td> <td>47,750</td> <td></td> <td>954</td> <td>479</td> <td>49,183</td> <td></td> </tr> <tr> <td>1</td> <td>52,705</td> <td></td> <td></td> <td>1,581</td> <td>54,286</td> <td></td> </tr> <tr> <td>1</td> <td>54,286</td> <td>543</td> <td></td> <td>1,097</td> <td>55,925</td> <td></td> </tr> <tr> <td>1</td> <td>50,167</td> <td>1003</td> <td>0</td> <td>1,535</td> <td>52,705</td> <td></td> </tr> <tr> <td>1</td> <td>62,814</td> <td></td> <td></td> <td>1,884</td> <td>64,698</td> <td></td> </tr> <tr> <td>1</td> <td>64,698</td> <td>647</td> <td></td> <td>1,307</td> <td>66,652</td> <td></td> </tr> </tbody> </table>	FTE	Starting Salary	Economic	Progression	Performance	New Salary	Critical Skills	1	46,359		1,391	0	47,750		1	47,750		954	479	49,183		1	52,705			1,581	54,286		1	54,286	543		1,097	55,925		1	50,167	1003	0	1,535	52,705		1	62,814			1,884	64,698		1	64,698	647		1,307	66,652	
FTE	Starting Salary	Economic	Progression	Performance	New Salary	Critical Skills																																																				
1	46,359		1,391	0	47,750																																																					
1	47,750		954	479	49,183																																																					
1	52,705			1,581	54,286																																																					
1	54,286	543		1,097	55,925																																																					
1	50,167	1003	0	1,535	52,705																																																					
1	62,814			1,884	64,698																																																					
1	64,698	647		1,307	66,652																																																					