



Canada Graduate Scholarship - Masters

SSHRC CGSM WORKSHOP

Fall 2022

Kathy McCarthy, Scholarships Officer, Faculty of Graduate Studies
Dr. Eva Baboula (AHVS) and Dr. James Rowe (ENVI), SSHRC Coaches



University
of Victoria

TERRITORY ACKNOWLEDGEMENT

We acknowledge and respect the ləkʷəŋən peoples on whose traditional territory the university stands and the Songhees, Esquimalt and W̱SÁNEĆ peoples whose historical relationships with the land continue to this day.

ACCESSIBILITY STATEMENT

This presentation is available in Microsoft PowerPoint, Portable Document Format (PDF) and other formats upon request.

UVic is committed to removing barriers and creating an inclusive learning environment. If you experience any accessibility barriers with this presentation – or if you have suggestions about how we can become an even more inclusive space – please contact me fgsaward@uvic.ca

WORKSHOP AGENDA

- * AWARDS
- * ELIGIBILITY
- * SELECTION CRITERIA
- * THE APPLICATION PROCESS
- * YOUR APPLICATION
- * YOUR SSHRC COACHES
- * RESOURCES & CONTACTS
- * QUESTIONS

NOTE: While every effort has been made to provide accurate information, it's important to refer to the CGSM funding program material as your primary source.

AWARD | CGSM

Canada Graduate Scholarship – Masters CGSM

- ★ \$17,500 for 12 months
- ★ Funding towards completion of a master's degree with a significant research component
- ★ 2 chances to apply:
 - Final year of undergraduate degree
 - Within first 12 months of master's degree

Information about the [CGSM program](#) is hosted on the NSERC website.

AWARDS | SUPPLEMENTS/JOINT INITIATIVES

Department of National Defence

Mobilizing Insights in Defence and Security (MINDS)

Scholarship initiative

- ▶ **MINDS master's scholarships for Indigenous students are one-year, non-renewable awards valued at \$17,500**
 - ✓ Must indicate your agreement with the self-identification and consent statement
 - ✓ Must complete the *Personal statement* (3,000 words max)
 - ✓ Must complete the *Statement of thematic relevance* (1,500 words max)

- ▶ **MINDS scholarship initiative supplements are one-time supplements valued at \$10,000**
 - ✓ Must complete the *Statement of thematic relevance* (1,500 word max)

The eligibility for each are included in the CGSM application instructions. If you are eligible you may select both streams of funding.

NOTE: To be offered a MINDS scholarship or supplement, you must first be successful in the CGSM competition.

ELIGIBILITY | **APPLICANT CRITERIA** ^[1]

You must:

- ★ be a Canadian citizen, permanent resident or have a Protected Persons status.
- ★ be enrolled in, have applied for or will apply for full-time admission to an eligible graduate program at the master's or doctoral level at a Canadian institution with a CGS-M allocation.
- ★ respect the internal deadline to apply for **admission** for your intended program of study—contact the Graduate Admissions & Records (or its equivalent) at your selected Canadian institution(s) for more information.

ELIGIBILITY | **APPLICANT CRITERIA** [2]

You must have completed, as of December 31st of the year of application:

- ★ *either* between 0 and 12 months of full-time studies (or full-time equivalent) in the program for which you are requesting funding, which may be one of the following:
 - a master's program
 - a doctoral program that you are entering directly from a bachelor's program without having ever been enrolled in any graduate programs (*direct-entry*)
 - a combined master's-doctoral program
 - a master's program that will transition to an eligible doctoral program, either before or after award activation, with no master's degree conferred (*fast-track*)
 - a master's program for which the degree requirements will be completed before the end of the award, allowing the award to continue into an eligible doctoral program
- ★ *or* between 4 and 12 months of full-time study (or full-time equivalent) in an eligible master's program for which the degree requirements will be completed before activation of the award, allowing it to be activated during the first 12 months of the subsequent doctoral program for which you are requesting funding

Note: All studies credited toward the eligible program will be counted, whether or not they were completed at the degree-granting institution. Be sure you include all terms of study when calculating your months of completed study.

ELIGIBILITY | **APPLICANT CRITERIA** [3]

You must:

- ★ not have held or be currently holding a CGS-M scholarship from CIHR, NSERC or SSHRC
- ★ have achieved a first-class average, as determined by the host institution, in each of the last two completed years of study (full-time equivalent)
 - note that institutions may, at their discretion, accept CGS-M applications from individuals who have not obtained a first-class average; contact your proposed host institutions to determine their use of this eligibility criterion
- ★ submit a maximum of one scholarship (master's or doctoral) or fellowship application per academic year to either CIHR, NSERC or SSHRC

ELIGIBILITY | PROGRAM OF STUDY

An eligible graduate program **must include a significant research component** that leads to the completion of a thesis, major research project, dissertation, scholarly publication, performance, recital and/or exhibit that is merit/expert-reviewed at the institutional level as a requirement for completion of the program.

- **Joint programs with a professional degree** (e.g., MD/PhD, DVM/PhD, JD/MA, JD/PhD, MBA/PhD, MA/MBA) as well as clinically oriented programs of study, including clinical psychology, are eligible if they have a significant autonomous research component, as described above.
- **Master's programs that are based only on course work** are typically *not eligible* since they do not include a significant research component, as described above.

ELIGIBILITY | **SUBJECT MATTER** ^[1]

Three federal research councils:

Natural Sciences and Engineering Research Council (NSERC)

Canadian Institutes of Health Research (CIHR)

Social Sciences and Humanities Research Council (SSHRC)

- ★ Apply to the correct council determined by the subject matter of your research
- ★ You will indicate on the application form the council you are applying to within the Research Portal
- ★ UVic has an allocation of **32** SSHRC CGSM we can award on April 1, 2023

You must make only one selection for field of research, even if your proposed research is inter- or multidisciplinary in nature and/or appears to span the mandates of more than one agency.

ELIGIBILITY | **SUBJECT MATTER** [2]

Applications to SSHRC must meet the following criteria:

- ✓ the program of research must be primarily in the social sciences and humanities (ie. aligned with the SSHRC mandate) and;
- ✓ the intended outcome of the research must primarily be to add to our understanding and knowledge of individuals, groups, and societies - what we think, how we live and how we interact with each other and the world around us.

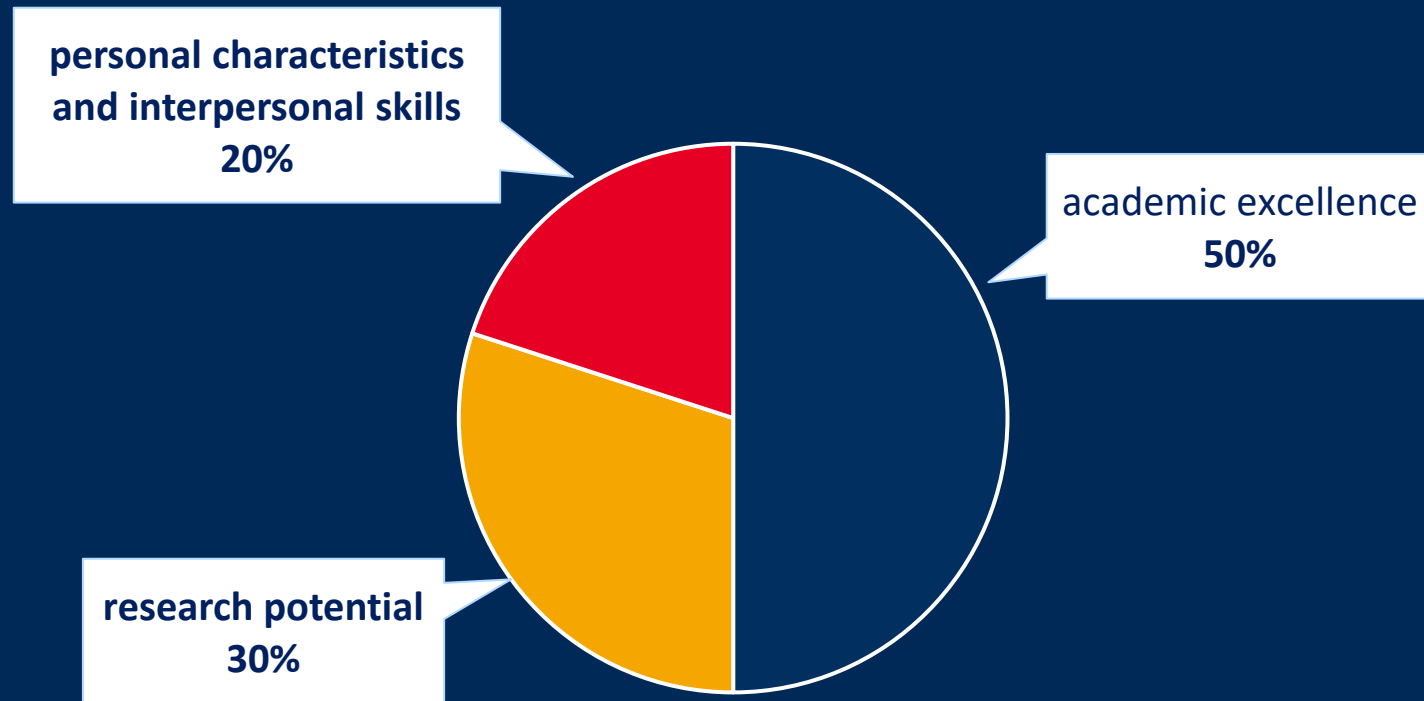
Applications to NSERC must meet the following criteria:

- ✓ the program of research must be primarily in the natural sciences and engineering;
- ✓ the intended objectives of the research must be, primarily, to advance knowledge in one of the natural sciences or in engineering.

Applications to CIHR must meet the following criteria:

- ✓ the intended outcomes of the research must, primarily improve or have an impact on health and/or produce more effective health services and products and/or strengthen the Canadian health care system.

SELECTION CRITERIA | CGS-M



Selection criteria can be found on the [CGS-M program webpage](#)

SELECTION CRITERIA |

ACADEMIC EXCELLENCE 50%

As demonstrated by past academic results, transcripts, awards and distinctions.

Indicators of academic excellence:

- academic record
- scholarships and awards held
- duration of previous studies
- type of program and courses pursued
- course load
- relative standing (if available)

SELECTION CRITERIA |

RESEARCH POTENTIAL 30%

As demonstrated by your research history, your interest in discovery, the proposed research, its potential contribution to the advancement of knowledge in the field and any anticipated outcomes.

Indicators of research potential:

- quality and originality of contributions to research and development
- relevance of work experience and academic training to field of proposed research
- significance, feasibility and merit of proposed research
- judgment and ability to think critically
- ability to apply skills and knowledge
- initiative and autonomy
- research experience and achievements relative to expectations of someone with your academic experience

SELECTION CRITERIA |

PERSONAL CHARACTERISTICS AND INTERPERSONAL SKILLS **20%**

As demonstrated by the applicant's past professional and relevant extracurricular interactions and collaborations.

Indicators of personal characteristics and interpersonal skills:

- work experience
- leadership experience
- project management including organizing conferences and meetings
- ability or potential to communicate theoretical, technical or scientific concepts clearly and logically in written and oral formats
- involvement in academic life
- volunteerism/community outreach

THE PROCESS | STUDENT APPLICATION

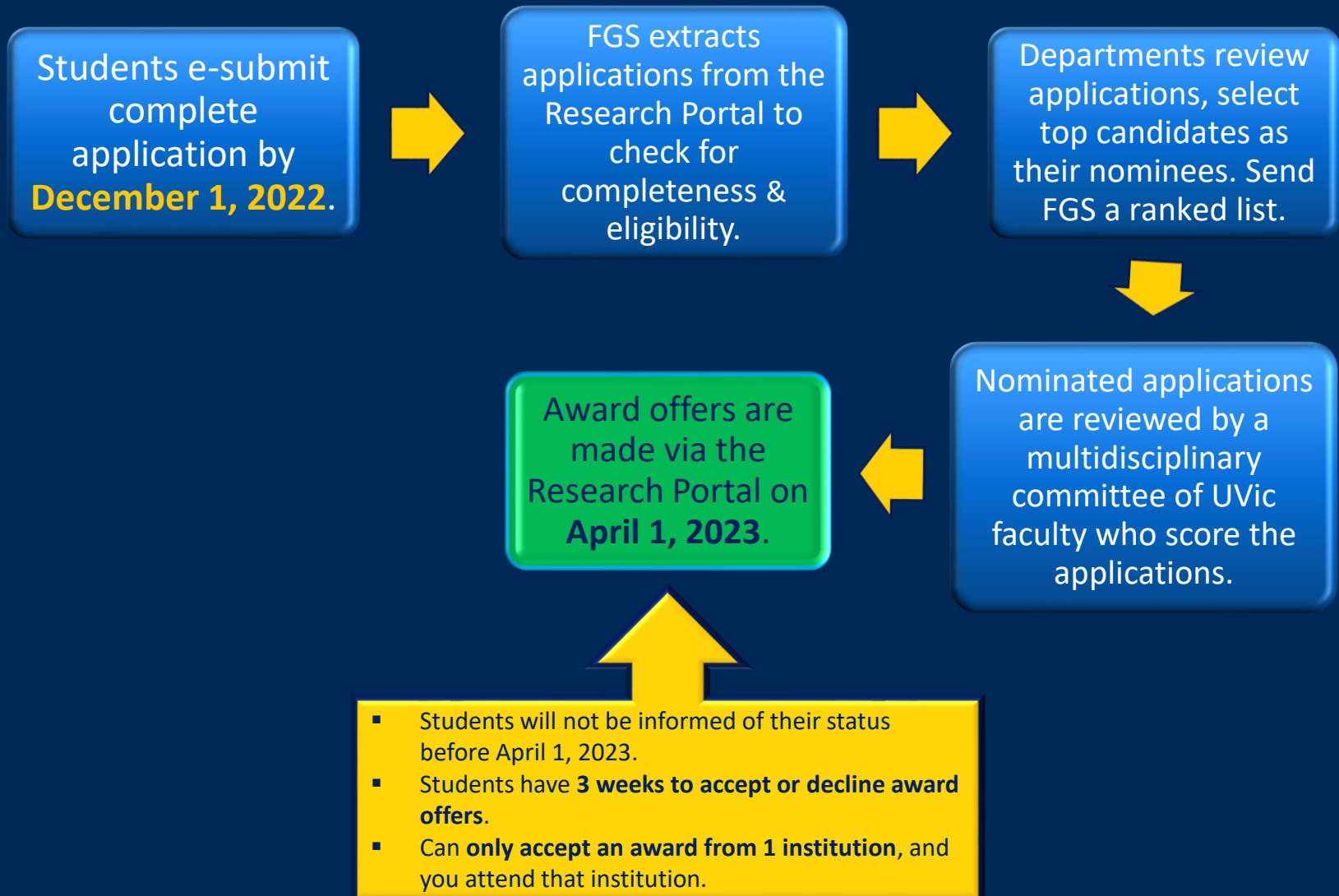
Apply through the online [Research Portal](#) managed by the federal research councils. You will fill in personal and education details, upload your research proposal, bibliography and transcripts, invite referees to complete assessments, and attach your completed Canadian Common CV.

- In the application you can indicate up to 3 universities where you may want to do your master's degree. Each university you indicate will see your application but will not know if you are considering other schools.
- If successful you must take up the CGS-M at the school offering it. These scholarships are not transferable.

In addition to the application, students must complete the [Canadian Common CV](#). **The version students complete** is found under the **CV tab**, select **Funding** and then for **Funding Source**, select **CGS-Master's**.

The **DEADLINE TO SUBMIT** is
Thursday, December 1, 2022 before 8:00pm ET (**5:00pm PT**).
No exceptions or extensions.

THE PROCESS | CAMPUS COMPETITION TIMELINE



YOUR APPLICATION | **HOW TO APPLY**

- ★ Read and follow the [CGS-M Instructions for completing an application](#)
- ★ Read and follow the [CGS-M Instructions for completing a Canadian Common CV](#)
- ★ Complete the application in the [Research Portal](#)
- ★ Complete the [Canadian Common CV](#) (CCV)
- ★ Write your **Outline of proposed research** (1 page attachment)
- ★ Prepare your **Bibliography and citations** (1 page attachment)
- ★ Order official copies of all post-secondary level transcripts
 - DO THIS NOW. You will be scanning and uploading your transcripts.
- ★ Choose your referees and provide them with information about you and the CGS-M program. Once they agree, enter their information into your application in the Research Portal.

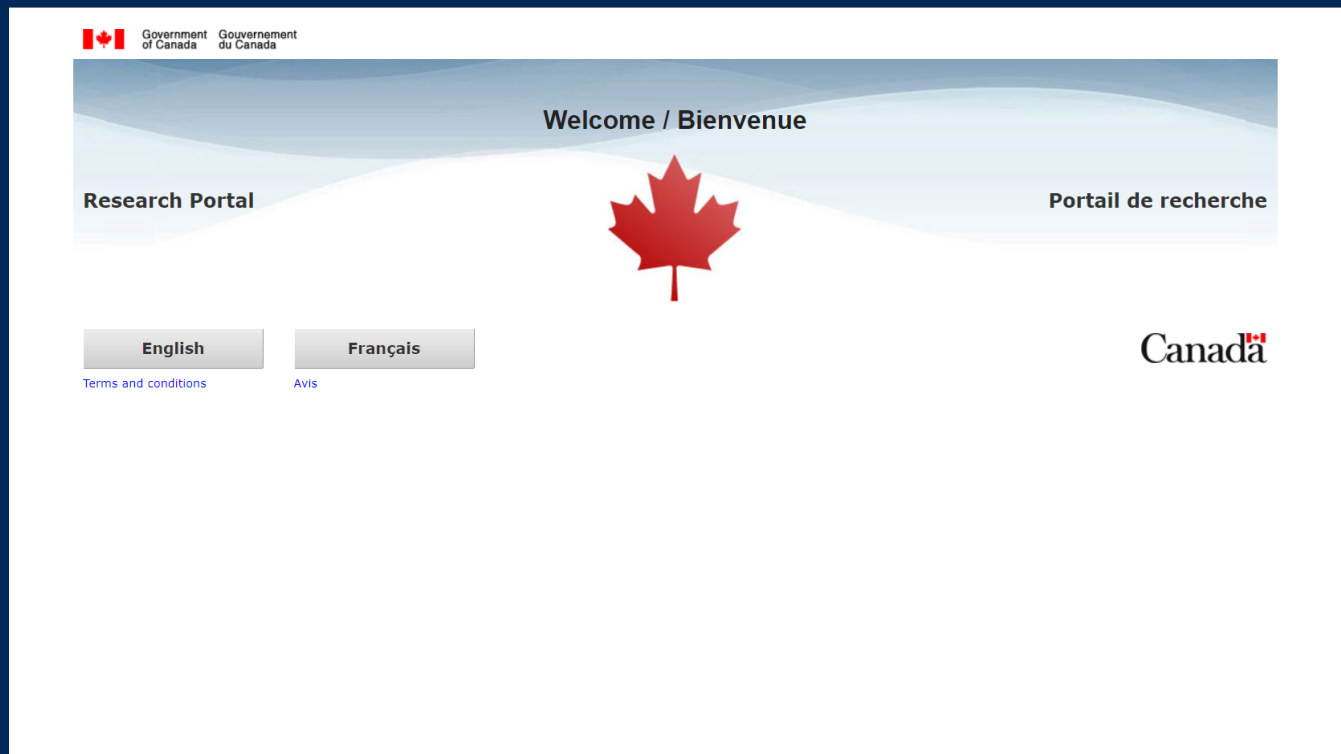
TIP: Save frequently as the application may time out.

TIP: Remember your password. Password re-sets are possible but can take time.

YOUR APPLICATION |

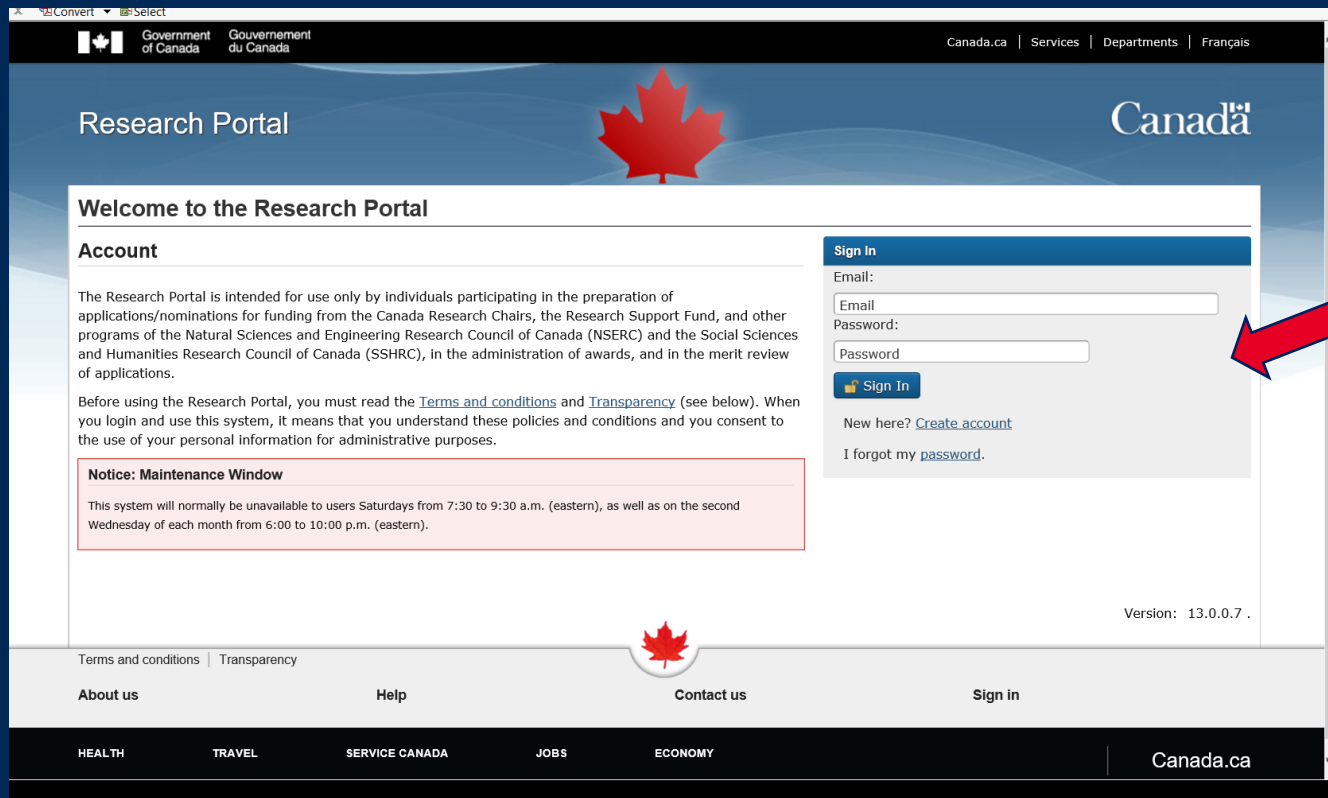
RESEARCH PORTAL MAIN PAGE

To access the Research Portal Main Page, select the **Research Portal** link found on the [CGS-M program website](#)



YOUR APPLICATION | RESEARCH PORTAL LOGIN PAGE

Create an account to sign in.



The screenshot shows the Research Portal login page. At the top, there is a navigation bar with the Government of Canada logo and links for Canada.ca, Services, Departments, and Français. Below this, the page title "Research Portal" is displayed next to a large red maple leaf. The main content area is titled "Welcome to the Research Portal" and includes an "Account" section. This section contains a paragraph explaining the portal's purpose and a "Notice: Maintenance Window" box. To the right of the account information is a "Sign In" form with fields for Email and Password, a "Sign In" button, and links for "Create account" and "I forgot my password". A red arrow points to the "Sign In" button. The footer contains links for Terms and conditions, Transparency, About us, Help, Contact us, and Sign in, along with a version number "Version: 13.0.0.7".

Government of Canada / Gouvernement du Canada

Canada.ca | Services | Departments | Français

Research Portal

Welcome to the Research Portal

Account

The Research Portal is intended for use only by individuals participating in the preparation of applications/nominations for funding from the Canada Research Chairs, the Research Support Fund, and other programs of the Natural Sciences and Engineering Research Council of Canada (NSERC) and the Social Sciences and Humanities Research Council of Canada (SSHRC), in the administration of awards, and in the merit review of applications.

Before using the Research Portal, you must read the [Terms and conditions](#) and [Transparency](#) (see below). When you login and use this system, it means that you understand these policies and conditions and you consent to the use of your personal information for administrative purposes.


Notice: Maintenance Window

This system will normally be unavailable to users Saturdays from 7:30 to 9:30 a.m. (eastern), as well as on the second Wednesday of each month from 6:00 to 10:00 p.m. (eastern).

Sign In

Email:

Password:

 Sign In

New here? [Create account](#)

I forgot my [password](#).

Version: 13.0.0.7 .

[Terms and conditions](#) | [Transparency](#)

[About us](#) | [Help](#) | [Contact us](#) | [Sign in](#)

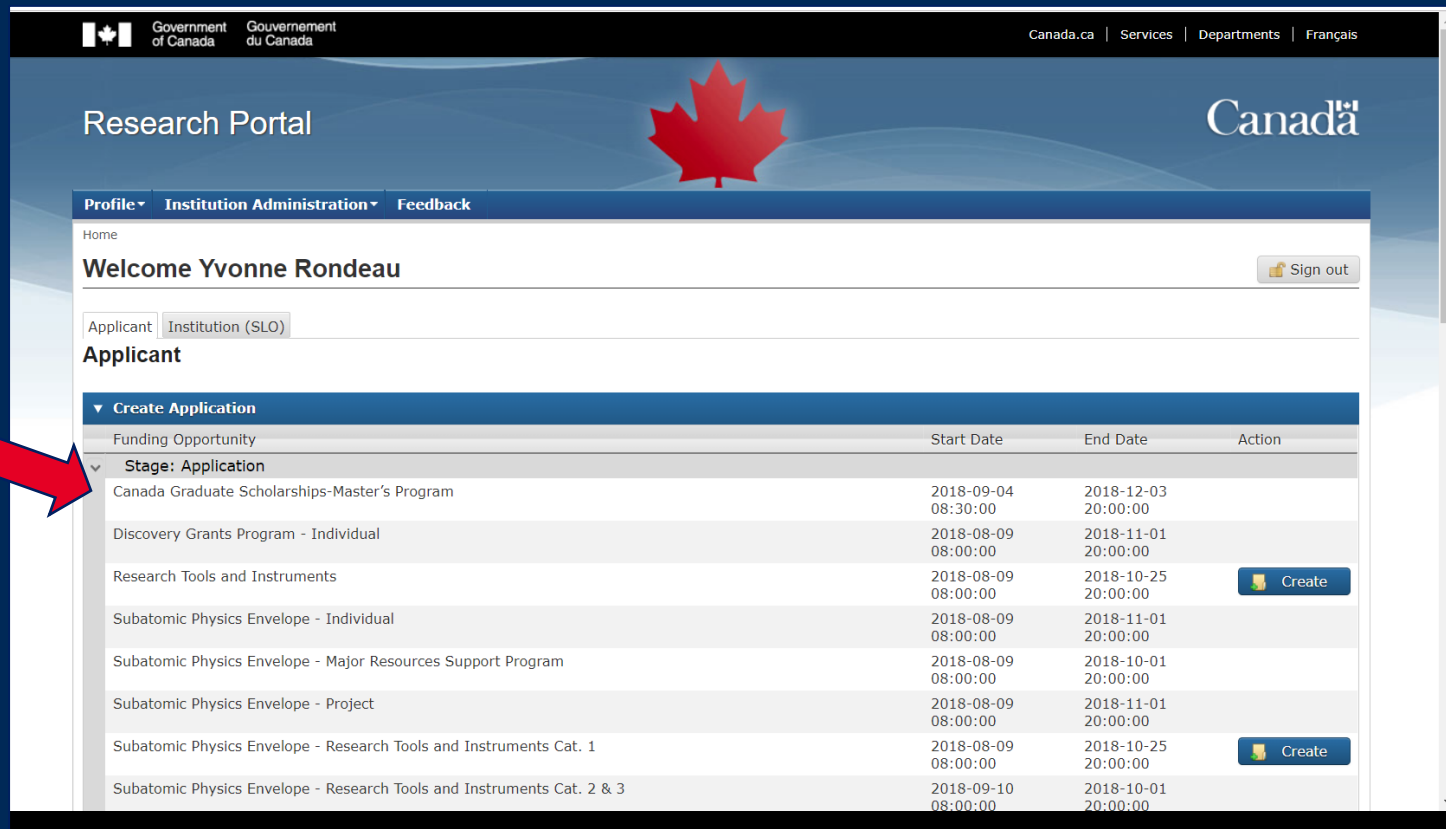
HEALTH | TRAVEL | SERVICE CANADA | JOBS | ECONOMY

Canada.ca

YOUR APPLICATION|

SELECT CGS-M PROGRAM

Under **Create Application**, select **Canada Graduate Scholarships – Master’s Program**



The screenshot shows the Research Portal interface. At the top, there is a navigation bar with the Government of Canada logo and the text "Government of Canada" and "Gouvernement du Canada". To the right, there are links for "Canada.ca", "Services", "Departments", and "Français". Below the navigation bar, the "Research Portal" title is displayed on the left, and the "Canada" logo is on the right. A red maple leaf is centered in the background. Below the title, there is a navigation menu with "Profile", "Institution Administration", and "Feedback". The main content area shows a welcome message for "Yvonne Rondeau" and a "Sign out" button. Below this, there are tabs for "Applicant" and "Institution (SLO)". The "Applicant" tab is selected. Under the "Applicant" tab, there is a "Create Application" section. A red arrow points to the "Canada Graduate Scholarships-Master's Program" option. Below this, there is a table with columns for "Funding Opportunity", "Start Date", "End Date", and "Action".

Funding Opportunity	Start Date	End Date	Action
Stage: Application			
Canada Graduate Scholarships-Master's Program	2018-09-04 08:30:00	2018-12-03 20:00:00	
Discovery Grants Program - Individual	2018-08-09 08:00:00	2018-11-01 20:00:00	
Research Tools and Instruments	2018-08-09 08:00:00	2018-10-25 20:00:00	Create
Subatomic Physics Envelope - Individual	2018-08-09 08:00:00	2018-11-01 20:00:00	
Subatomic Physics Envelope - Major Resources Support Program	2018-08-09 08:00:00	2018-10-01 20:00:00	
Subatomic Physics Envelope - Project	2018-08-09 08:00:00	2018-11-01 20:00:00	
Subatomic Physics Envelope - Research Tools and Instruments Cat. 1	2018-08-09 08:00:00	2018-10-25 20:00:00	Create
Subatomic Physics Envelope - Research Tools and Instruments Cat. 2 & 3	2018-09-10 08:00:00	2018-10-01 20:00:00	

YOUR APPLICATION | RESEARCH PORTAL APPLICATION

Scroll through the **Application Overview**, to find the components of your application

Research Portal

Canada

Profile - Institution Administration - Feedback

Home > Application Overview

Application Overview

Sign out

Status	Title	Funding Opportunity	Stage	Updated	Action
⚠		Canada Graduate Scholarships-Master's Program	Application	2017-09-06 16:22:47	Edit Preview

Module Status

Status	Module Name	Status	Module Name
⚠	Identification	⚠	Summary of Proposal
⚠	Activity Details		

Attachments

Status	Title	Document Type	Updated	Action
⚠		Outline of Proposed Research	2017-09-06 16:22:47	Attach
⚠		Transcripts	2017-09-06 16:22:47	Attach

Export application and attachments to PDF

Canadian Common CVs Attached

Status	Title	Role	Updated	Action
⚠		Applicant	2017-09-06 16:22:47	Attach

Invitations

Status	Role	Family Name	First Name	Email	Invitation Status	Updated	Action
⚠					Must provide two references		

YOUR APPLICATION |

LIST FOR A COMPLETE APPLICATION

Use the following list to ensure your application is complete [details can be found in section 9 of the [Instructions for completing an application](#)]:

- ✓ The completed application form - 3 sections: Identification, Activity Details, Summary of Proposal (*different from outline of proposed research*)
- ✓ An **outline of proposed research** (two page document - **1 page research, 1 page for citations**) you create and attach as a PDF
- ✓ CCV (to be completed on the Canadian Common CV online system)
- ✓ Two letters of reference (**to be uploaded online by referees before December 1st**)
- ✓ Official transcripts from all postsecondary institutions attended, including UVic (**scanned into one PDF, including the legend and uploaded**)

NOTE: No changes or updates can be made to an application once it is submitted, either before or after the deadline.
(The only exception is changes to personal contact information.)

YOUR APPLICATION | REFERENCES ^[1]

- ★ Each application must be accompanied by two referee assessments.
- ★ These must be completed by persons capable of making an informed assessment and cannot be completed by a proposed supervisor unless that person is, or has been, your academic supervisor.
- ★ If you are currently in a master's degree and you have a supervisor they should be one of your referees.
- ★ The other referee should be a previous instructor, preferably someone who taught you within the last year or two.

YOUR APPLICATION | REFERENCES [2]

What you need to do:

1. Contact your proposed referees early to ensure they are willing to complete a report for you.
2. In the **Invitations** section of your application, in the **Research Portal**, enter the name and contact information of your referees.

IMPORTANT: Ask referees to complete their assessments by **November 26, 2022**, not your application deadline of December 1, 2022.

Once the information is saved, the system will generate an email to each referee with instructions for completing the assessment.

Your application will remain incomplete until both assessments have been submitted.

YOUR APPLICATION | REFERENCES ^[3]

Provide your referees with the following:

- ★ a copy of your list of research contributions
- ★ a copy of your **Outline of proposed research**
- ★ a one-page resume of awards, conferences, etc.
- ★ the [CGS-M selection criteria](#)
- ★ [Instructions for completing the reference assessment form](#) and [tutorial video](#)

YOUR APPLICATION | TRANSCRIPTS ^[1]

- ★ All transcripts should be **official** and **up-to-date**.
 - Official transcripts are defined as transcripts issued by the Registrar's Office. Transcripts from other sources, such as those printed from the student's account on the institution's website, are not official.
 - UVic is issuing official transcripts in paper format so we will expect you to include an official copy of your UVic transcript.
 - The UVic transcript is also confirmation of your current registration status which is necessary to verify your eligibility.
 - If you cannot obtain official transcripts due to COVID, you can use unofficial transcripts. A transcript legend/grading scale will be required.
- ★ Order transcripts to be **sent to you** not mailed to the FGS office or your academic department. **You are responsible for opening, scanning, and uploading your transcripts.**
- ★ If you transferred courses from one university to another to be applied to a degree, be sure that both the grades and the unit value of the transfer courses appear on the transcript from the degree granting institution. If not, you must include original transcripts from the school where you took the transferred courses.

YOUR APPLICATION | TRANSCRIPTS ^[2]

Presentation Standards for Transcripts

Transcripts must be scanned in accordance with the [Research Portal presentation and attachment standards](#) and uploaded by the applicant in the appropriate section of the application:

- Scanned together as a single document.
- Include one copy of the legend (reverse of each transcript). Do not scan the legend multiple times.
- PDF file (.pdf extension); unprotected.
- Maximum file size of 10 mb (black and white recommended).
- Page size 8 ½ in. x 11 in. (216 mm x 279 mm) or A4 (210 mm x 297 mm).
- Transcripts text orientation should be upright (if possible) and must be readable on a computer monitor without any adjustment by the viewer.

If you have transcripts in a language other than English or French, you are required to provide a certified translation of the transcripts.

All documents must be converted to PDF before they can be attached in your application

YOUR APPLICATION | **CCV** ^[1]

Complete the Canadian Common CV (CCV)

The CCV is a web-based application that provides a common format for gathering CV information required by federal funding organizations.

- ★ The CCV has a series of sections you will be required to complete
 - Some sections may not be relevant to you, if you don't have anything to enter in a section leave it blank.
 - Include as much as you can – this is the place where you can share information about yourself to help you get 20/20 on that last part of the selection criteria.
- ★ Record your confirmation number and attach the latest version of your CCV to your application in the **Research Portal**.
- ★ Chose the right version of the CCV: CV/Funding/Funding Source drop down CGS-Masters, **CCV Type – CGS-Masters**.

YOUR APPLICATION | **CCV** ^[2]

Canadian Common CV (CCV) – Main Sections

- ★ Personal Information – name, address, etc.
- ★ Education – you must have at least one entry in this section
- ★ Recognitions – prizes (monetary and non-monetary), awards, scholarships, things you were given in recognition of achievement
- ★ Employment – academic work, non-academic work, affiliations,
- ★ Research Funding History – not scholarships, example, a JCURA or USRA
- ★ Presentations – conferences, guest speaker, public presentations
- ★ Publications – multiple categories of publications
- ★ Artistic Contributions – Fine Arts applicants especially
- ★ Intellectual Property – patents for example may apply to engineering applicants

YOUR APPLICATION | **CCV** [3]

Canadian Common CV (CCV)

Leaves of Absence and Impact on Research (*IF APPLICABLE*)

Reviewers will take into consideration special circumstances that may have affected applicants' research, professional career, record of academic or research achievement, or completion of degrees.

Relevant circumstances might include:

- administrative responsibilities
- maternity/parental leave or childrearing
- Illness, accident or disability
- cultural or community responsibilities
- socio-economic context

Specify the dates for any delays or interruptions, and be very matter of fact without sounding like you are trying to gain sympathy.

YOUR APPLICATION |

PRESENTATION STANDARDS

Follow the [Research Portal presentation and attachment standards](#) to prepare your **Outline of proposed research** and **Bibliography and citations** attachments:

Prepare your attachments in any word processing program, following the requirements below. All text, including references (where applicable), must conform to these standards.

- ★ Acronyms and abbreviations must be spelled out completely on initial appearance in text;
- ★ Pages must be 8 ½" x 11" (216mm x 279mm);
- ★ Pages must be single-spaced, with no more than six lines of type per inch;
- ★ All text must be in 12 pt. Times New Roman font;
- ★ Condensed fonts will not be accepted;
- ★ Color imagery is acceptable but the text should be in black;
- ★ All margins must be set at a minimum of ¾" (1.87 cm);
- ★ Do not introduce hyperlinks in your documents;
- ★ If you have supporting documents written in a language other than English or French, you are required to provide a certified translation of the document.

Applicants who use color imagery should be aware that the application may not be reviewed in color. Use of color increases the file size of your application, and may lengthen download and upload times.

YOUR APPLICATION |

OUTLINE OF PROPOSED RESEARCH

1 page maximum

- ★ Provide a detailed, concise description of your research project for the period during which you will hold the award.
- ★ Provide enough background to place your research in context in your field of study.
- ★ State the significance of your research to field(s), and if applicable beyond (industry, health, social benefits).
- ★ State your objective, methods, and procedures to be used.
- ★ Write your proposal in clear, plain language and avoid jargon. Your application will be reviewed by a selection committee covering a broad discipline category.

TIP: Ask a friend, family member, or student outside your research area to review your draft.

YOUR APPLICATION |

BIBLIOGRAPHY AND CITATIONS

- ★ Demonstrate that you are aware of the foundational works in your area of research/study.
- ★ Demonstrate that you are aware of current works in your area of research/study.
- ★ Follow the same presentation standards required for the Outline of Proposed Research (font, spacing, margins etc.).
- ★ Citation format is not specified so use the format generally accepted in your discipline.

THINGS YOU SHOULD DO THIS WEEK (IF YOU HAVEN'T ALREADY)

- ★ Go to CGSM workshop! 🙌 🙌 🙌
- ★ Go online and start navigating the CGSM application pages to get a sense of what is needed for the application.
- ★ **Decide on and contact referees.**
- ★ Make a timeline and start an outline of your proposal.

RESEARCH PROPOSAL

- ★ Give yourself plenty of time – write and re-write, read and re-read, get feedback.
- ★ **Follow all instructions** re: length, headers, font etc...
- ★ You are expected to write your own proposal – ideas and words should be your own.
- ★ Don't worry if things end up changing down the road (i.e. different project etc...).

GENERAL ADVICE

- ★ START working on your application today.
- ★ Work on some aspect of the application everyday.
- ★ Early feedback by trusted reviewers is KEY.
 - Try to get feedback from experts and non-experts.

YOUR RESOURCES

We encourage you to use the resources available:

- ★ FGS Scholarship Officer, Kathy McCarthy fgsaward@uvic.ca
 - Help with the application instructions.

- ★ SSHRC Coaches:
 - Dr. Eva Baboula ebaboula@uvic.ca
 - Dr. James Rowe jkrowe@uvic.ca
 - Help with your Outline of Proposed Research.

- ★ Graduate Advisor in your department (or intended department).

- ★ CGSM website (hosted at NSERC): application instructions, policy on subject matter eligibility, award holders guide, etc.