

Sign No. 5 Digital Message Board

Sheet List	
Sheet Number	Sheet Name
01	title sheet and drawing list
02	typography, colours and pictograms
03	sign design - overview
04	sign design - graphic design details
05	sign construction - general information
06	structural an electrical general notes

project: Campus Wayfinding
 number: FM 09-8567
 issue date: Jan 31, 2012

sign: Sign No. 5 - Digital Message Board
 sheet name: title sheet and drawing list
 scale: as noted

sheet number:

01




University
of Victoria

core colours




clear anodized coating



PANTONE 185 C
pinstrip, arrows



PANTONE 426 C
text



PANTONE 7541 C
background, UVic Logo



gary oak motif - digital file is to be delivered
by University of Victoria

samples of typeface family

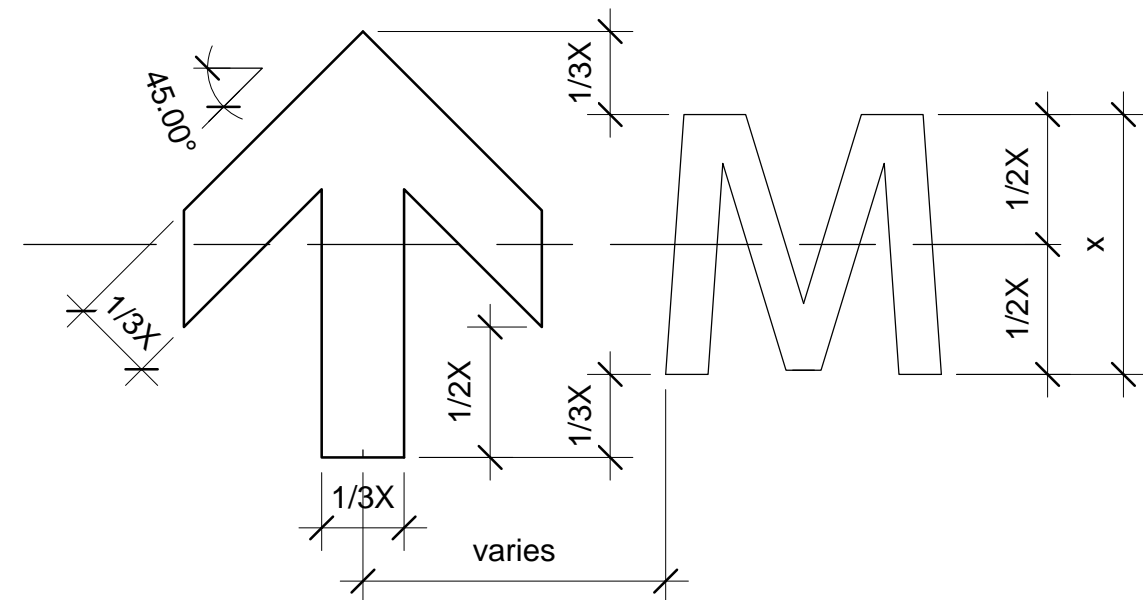
Myriad Pro Semi Bold

ABCDEFGHIJKLMNOPQRSTUVWXYZ

abcdefghijklmnopqrstuvwxyz

1234567890

arrow style and arrow size in relation to text height



University of Victoria Logo, horizontal standard



**University
of Victoria**

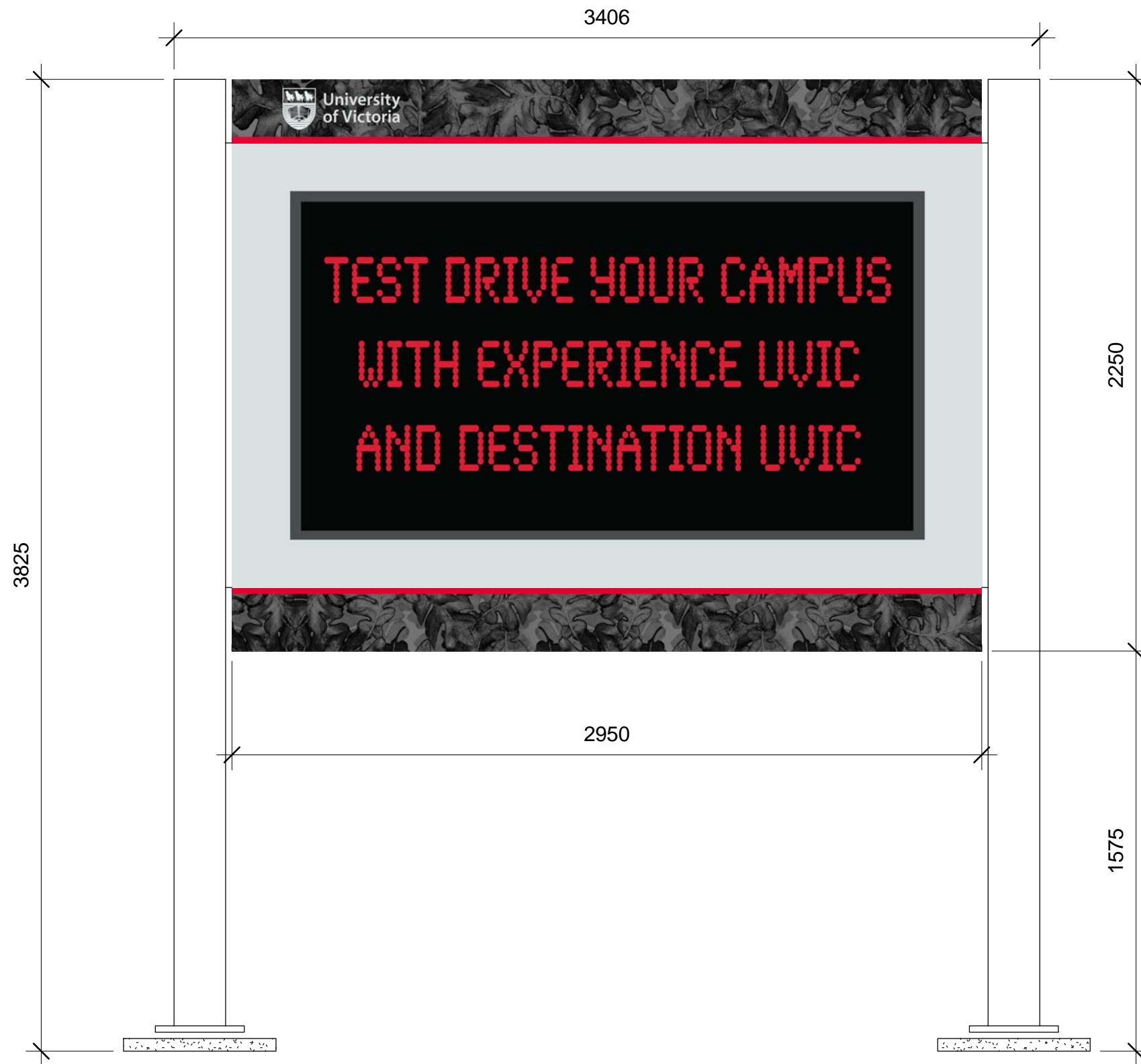


**University
of Victoria**



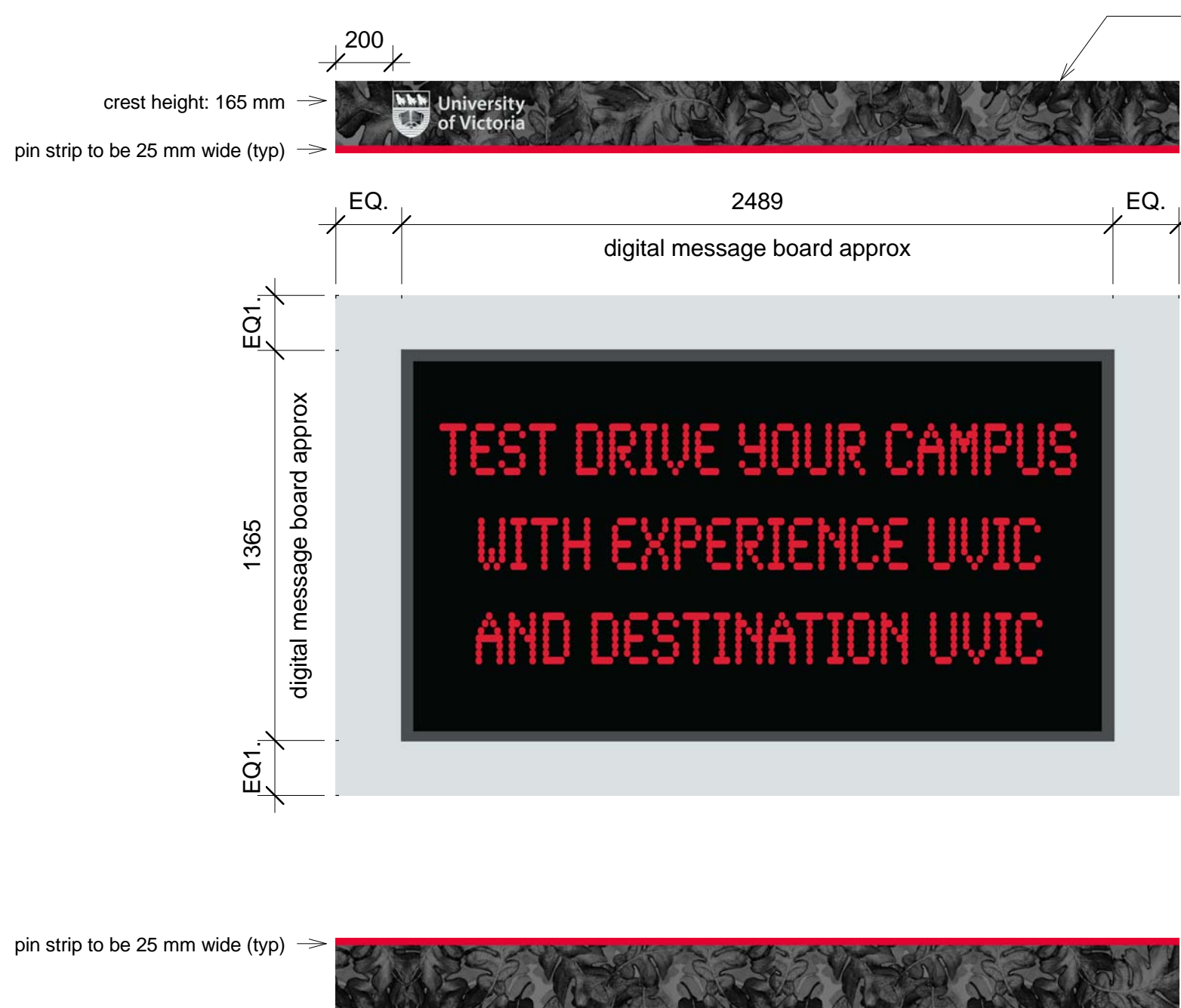
University
of Victoria





double sided/single sided sign
scale 1:20





wrap vinyl and overlamine over the edge (typ)

Description
Digitally printed vinyl protected with anti-graffiti, optically clear overlamine
Aluminum panel size (one piece):
2950 mm x 250 mm x 6.4 mm

Description
Digitally printed vinyl protected with anti-graffiti, optically clear overlamine
Aluminum panel size (one piece): 2950 mm x 1750 mm x 6.4 mm

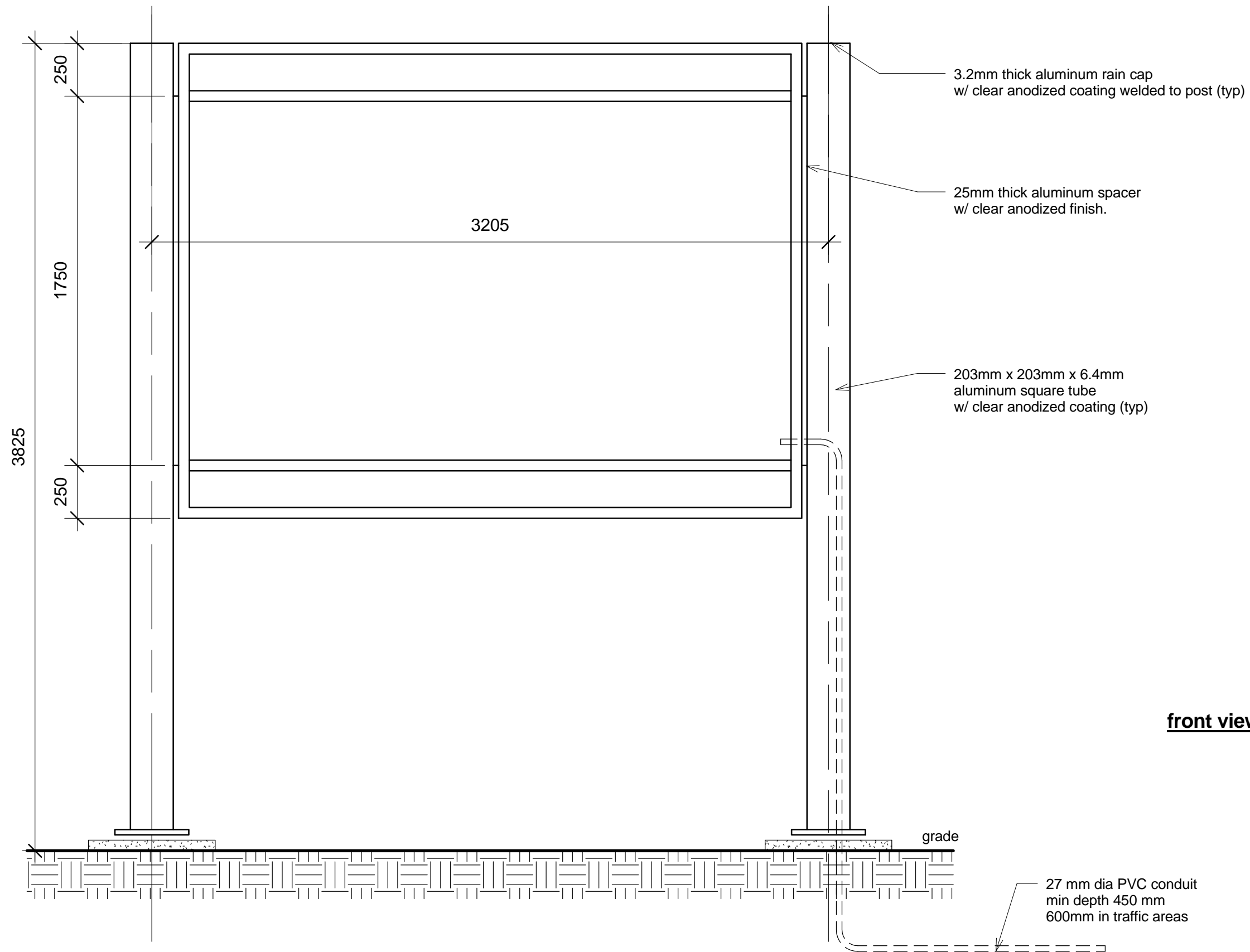
Vinyl: 3M IJ180, MPI 2005 or equivalent
Overlamine: 3M 8914, Avery DOL 6060 or equivalent.

- 1) One piece vinyl to be printed on, installed as per manufacturer's recommendations.
- 2) Use compatible UV inks and overlamines as recommended by manufacturer
- 3) Wrap vinyl and overlamine over the edges of the aluminum panel.
- 4) If single sided sign then back panel to receive vinyl printed with PANTEONE 7541 C

Refer to Adobe Photoshop files for detailed sample layout

Description
Digitally printed vinyl protected with anti-graffiti, optically clear overlamine
Aluminum panel size (one piece):
2950 mm x 250 mm x 6.4 mm

double sided/single sided unit scale 1:20



front view/section **scale 1:20**

project: Campus Wayfinding
 number: FM 09-8567
 issue date: Jan 31, 2012

sign: Sign No. 5 - Digital Message Board
 sheet name: sign construction - general information
 scale: as noted

sheet
number:

05



**University
of Victoria**

STRUCTURAL NOTES

DRAWINGS

1. These drawings show the completed project. The drawings do not show components that may be necessary for construction safety, which is the responsibility of the contractor.
2. The use of these drawings is limited to that indicated in the revisions column.
3. The information on these drawings shall not be used for any other project or works.

DESIGN

1. The structures shown have been designed in substantial accordance with the British Columbia Building Code 2006, which is based on the National Building Code of Canada 2005.
2. The following wind loads and factors were used: $q_{50}=0.63\text{kPa}$, $I_w=1.0\text{-ULS}$, 0.75-SLS .

FIELD REVIEW BY STRUCTURAL ENGINEER

1. Structural Engineer provides field review only for the work shown on these structural drawings, and it is conducted with such frequency as Structural Engineer deems appropriate to ascertain that the work is in general conformance with the documents prepared by Structural Engineer.
Field review by Structural Engineer is not carried out for the Contractor's benefit, nor does it make Structural Engineer guarantors of the Contractor's work. It remains the Contractor's responsibility to build the work in conformance with the contract documents. Structural Engineer shall not be responsible for the acts or omissions of the Contractor, Sub-Contractor, or any other persons performing any of the work or for the failure of any of them to carry out the work in accordance with the contract documents.
2. Provide 24 hours advance notice of each required field review. Field reviews shall be scheduled to be carried out during normal business hours unless special arrangements are made with Structural Engineer.
3. The work to be reviewed shall be generally complete.

CONCRETE AND REINFORCING STEEL

1. Concrete work shall conform to CAN/CSA-A23.1, CAN/CSA -A23.2, CAN/CSA -A23.3 and referenced documents.
2. Reinforcing shall conform to CAN/CSA-G30.18R – Grade 400MPa.
3. Cover to reinforcing steel to be 50mm uno.
4. Portland cement shall be type gu unless noted otherwise.
5. Concrete shall have a unit weight of $23\pm 1\text{ kn/m}^3$ ($145\pm 5\text{ pcf}$) unless noted otherwise.
6. Concrete shall have a compressive strength of 35MPa at 28 days, and conform to exposure class C-1 with a maximum water-cement ratio of 0.40 and air content of 5-8%. Maximum aggregate size to be 19mm.
7. No calcium chloride is permitted, in any form, in any concrete mix. Curing and protection of concrete for hot, cold or dry weather is to be as per clauses 7.4.1.8 and 7.4.2 of CAN/CSA.

STRUCTURAL NOTES (cont)

STRUCTURAL ALUMINUM

1. Aluminum sections shall be new.
2. Aluminum alloys shall conform to the Aluminum Association publication Aluminum Standards and Data ISO 6361-2 or ISO 6362-2.
3. Extruded shapes, Tubes, Bolts, and Plate to be 6061 alloy uno.
4. Aluminum in contact with concrete or grout shall be given a heavy coat of alkali-resistant bituminous paint or other equivalent coating before installation.
5. Welding operators and procedures shall be qualified according to CSA W47.2.
6. Submit shop drawings for review prior to start of steel fabrication.
7. Fabrication practices and tolerances shall be in accordance with CAN/CSA-S16, except bolt holed edge distance tolerance to be -0, +2mm.
8. Anchor and connection bolts to be ASTM A193 Stainless Steel. Anchors shall be embedded 300mm into concrete, complete with a nut and washer each end.
9. Unless noted otherwise, column base plates shall be 20 mm minimum thick. Anchor bolt holes shall be punched undersize and reamed to size.
10. Provide 6 mm cap plates for all tube members uno.
11. Aluminum shall be connected with fillet welds all-around uno. Weld size shall match the wall thickness of the thinnest part being connected uno. Welds to be ground smooth.

TAMPER RESISTANCE AND CONNECTIONS

1. Connection hardware to be stainless steel uno.
2. Aluminum panels to be connected to structure with 6.4mm diameter stainless steel self-tapping screws at 450mm maximum centre to centre spacing.
3. Non-removable panels may be welded or glued by the manufacturer, as approved by Structural Engineer.
4. Panel connection screws to be tamper resistant "Torx-Pin" screws as supplied by O.E.M. Hardware of Surrey BC, or equivalent as approved by Structural Engineer.
5. Visible connection bolts shall be "Pentagon" tamper resistant bolts, with "Pentagon" nuts as supplied by O.E.M. Hardware of Surrey BC, or equivalent as approved by Structural Engineer. Anchor bolts to be secured with "Pentagon" security nuts.

ELECTRICAL NOTES

1. Signs must be provided with CSA label
2. LED modules, power supplies, cable, wire and junction box must be integral with signs
3. All electrical installations to be done in accordance with the Canadian Electrical Code and as recommended by the LED lighting manufacturer.
4. Run 2#8 +GND conductors in 27mm PVC conduit from sign to existing campus exterior lighting pole standard. Intercept existing underground conduit, install an H20 rated flush junction box with bolt-on cover and splice into exterior lighting circuit.
4. The sign manufacturer shall provide an electrical shop drawings indicating input power requirements and a schematic wiring diagram for the sign.

project: Campus Wayfinding
number: FM 09-8567
issue date: Jan 31, 2012

sign: Sign No. 5 - Digital Message Board
sheet name: structural an electrical general notes
scale: as noted

sheet
number:

06



**University
of Victoria**