

FACILITIES MANAGEMENT

Saunders Building

PO Box 1700 STN CSC Victoria BC V8W 2Y2 Canada

Title: Clearihue Building Corridor Refresh

Location: Clearihue – **Phase 1** - Corridors (map attached)

****REVISED SCHEDULE IS ATTACHED FOR YOUR REFERENCE****

Description: Facilities Management and Aral Construction will be commencing the CLE Corridor Refresh project Friday, November 8, 2019.

This project includes the following work:

- Painting walls, doors and frames in the corridors. On Levels 1 through 4.
- Replacing existing tack boards with white boards. **Please remove all contents of the existing tack boards and doors by November 12, 2019.** Contractor will begin removing tack boards on November 12, 2019.
- Contractor will install temporary signage. Please confirm all changes, if necessary, to the Project Manager, Tim Burchill tburchill@uvic.ca. New permanent signage will be installed as a component of this project.

Time frame: Work to commence: **Friday, November 8, 2019**

FMGT contact: Tim Burchill, Project Manager

Email address: tburchill@uvic.ca

Phone: 250-472-5868



UVIC Clearhue Corridor Refresh

Phase Sequence

Floor	Phase	Start Date	End Date	Black out Dates	Notes
2	1	Fri. Nov. 08 / 19	Fri. Nov. 29 / 19		Project start - Mobilization on Friday Nov. 8th
1	2	Mon. Dec. 02 / 19	Fri. Dec. 13 / 19		1st floor work to be completed Over Christmas Break
1	3	Mon. Dec. 16 / 19	Thu. Jan. 02 / 20		1st floor work to be completed Over Christmas Break
2	4	Fri. Jan. 03 / 20	Fri. Jan. 17 / 20		
4	5	Mon. Jan. 20 / 20	Fri. Jan. 31 / 20		4th floor to be completed in Jan so it won't be affected by black out dates
3	6	Mon. Feb. 03 / 20	Fri. Feb. 14 / 20		
3	7	Mon. Feb. 17 / 20	Fri. Feb. 28 / 20		

Work Sequence

Client to remove anything to be retained prior to project

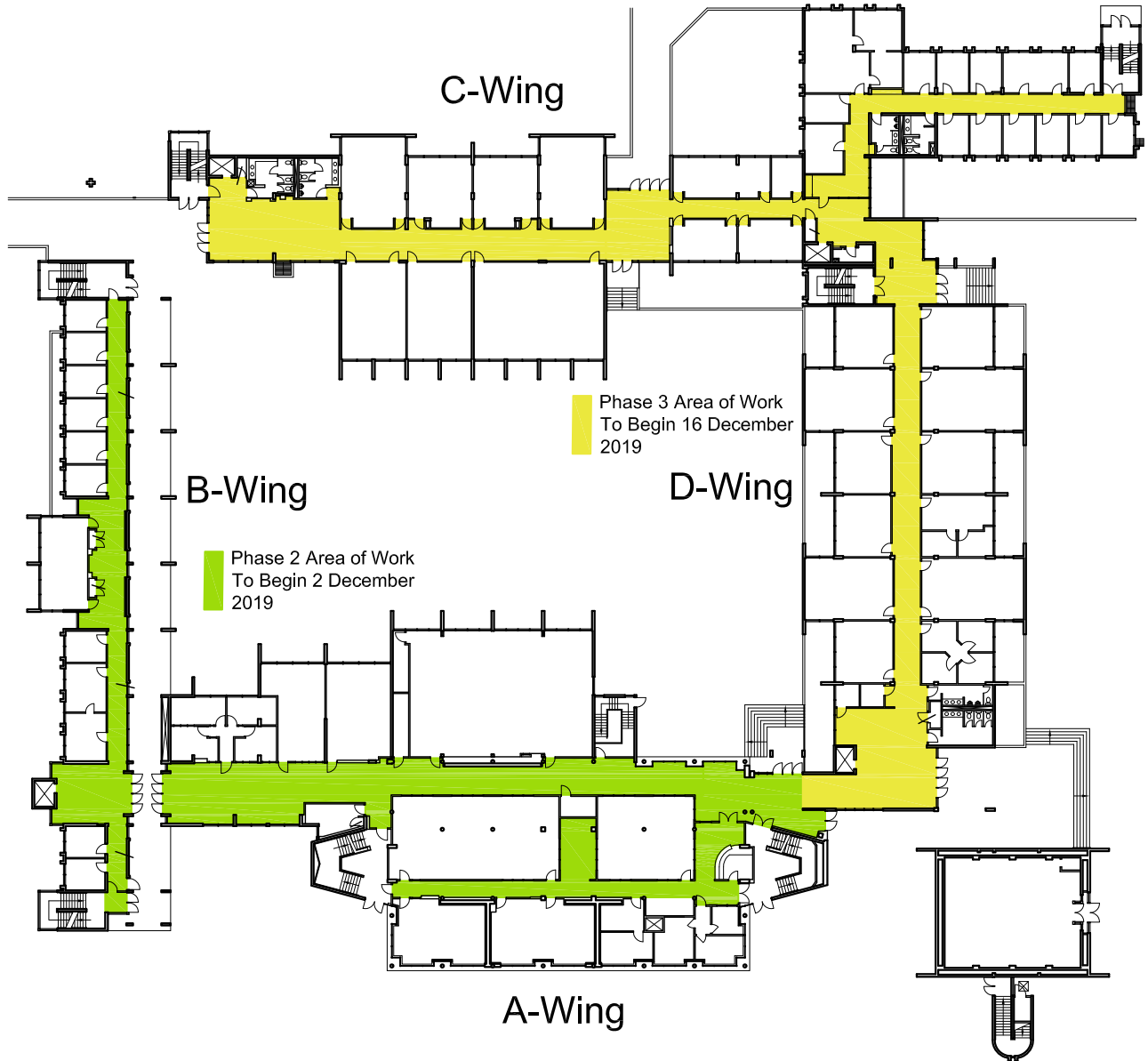

All existing whiteboards and tack boards to be removed in first 4 weeks of the project

All Signs will be removed and replaced with temporary signs in the first 4 weeks of the project

Door frames to be painted prior to walls - Each opening will take 3 days to complete - Once doors are complete doors can be closed and locked

New White boards will be installed in phase 1, 2, & 3 in the first 2 weeks in January - The remainder of white boards will be installed while phase is under construction

New Signage will be installed 8 weeks after the commencement of project and will continue till the completion of the project



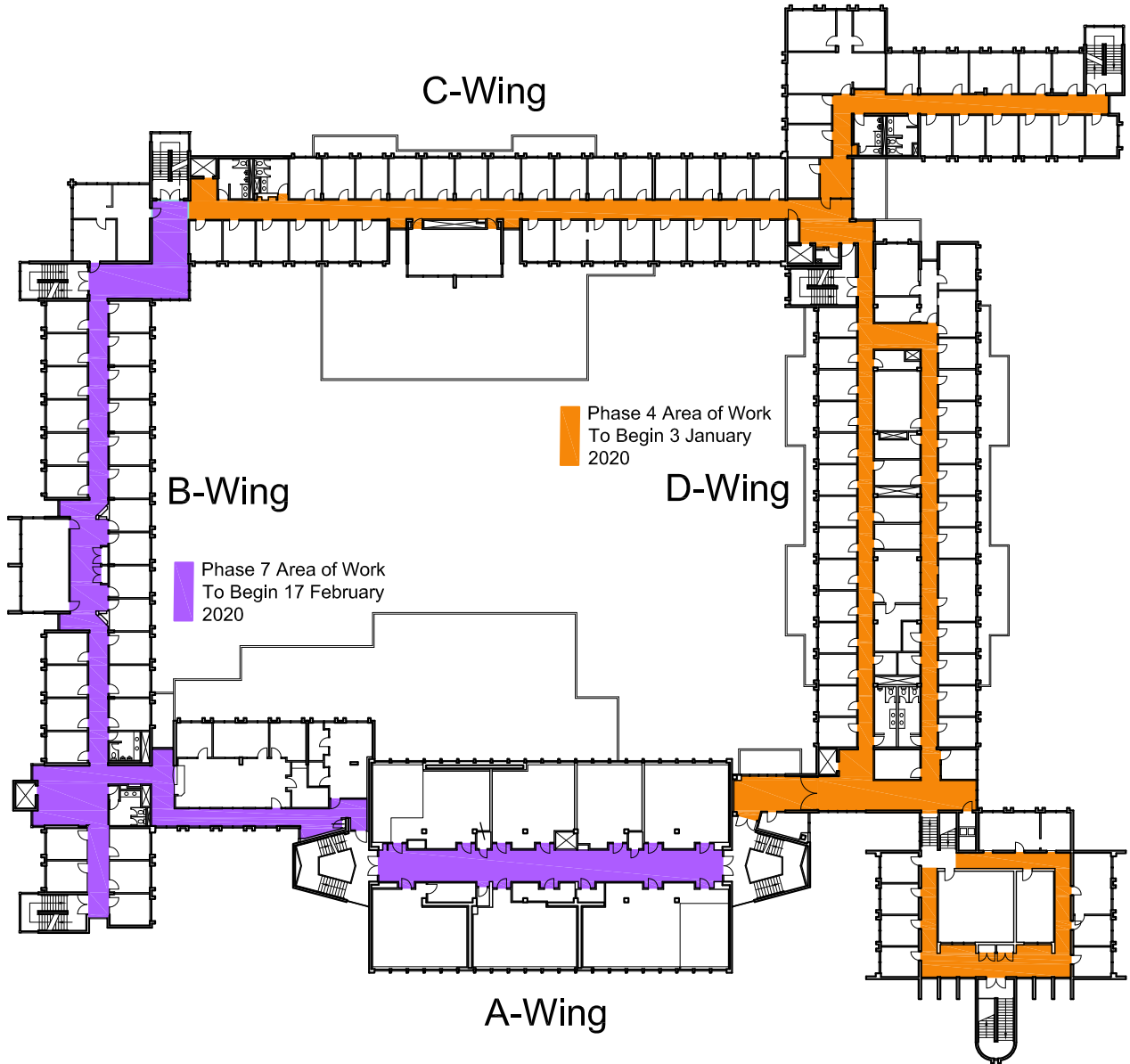

**University
of Victoria**

Facilities Management

Notes:

Title:
Clearihue Corridor Refresh
Level 1
Phasing Plan

Date: **6 November 2019**
Scale: **NTS**
Drawn By: **JW**
Project Number: **19-03923**
Drawing No. **SK1**



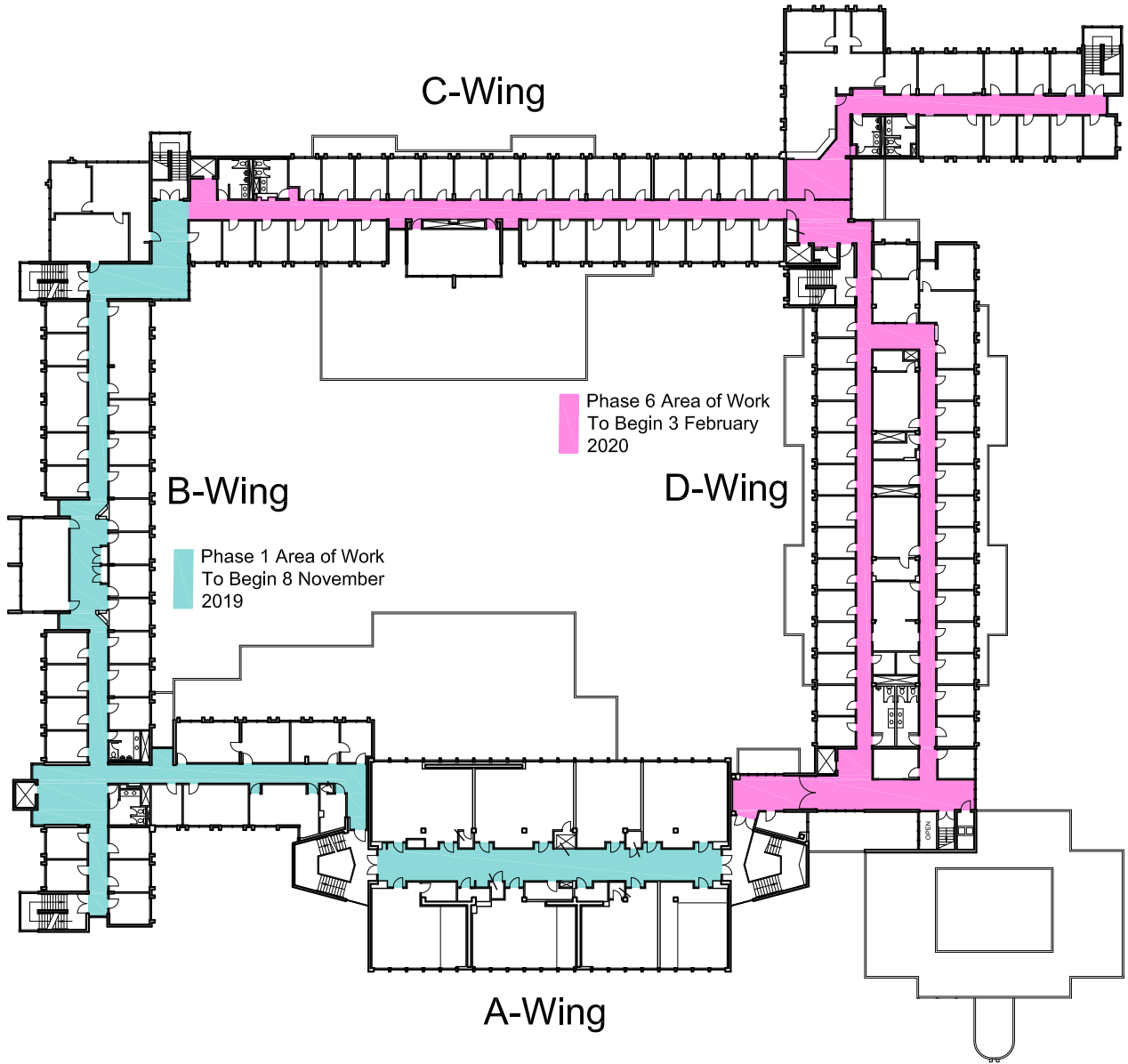

**University
of Victoria**

Facilities Management

Notes:

Title:
Clearihue Corridor Refresh
Level 2
Phasing Plan

Date: **7 November 2019**
Scale: **NTS**
Drawn By: **JW**
Project Number: **19-03923**
Drawing No. **SK2**



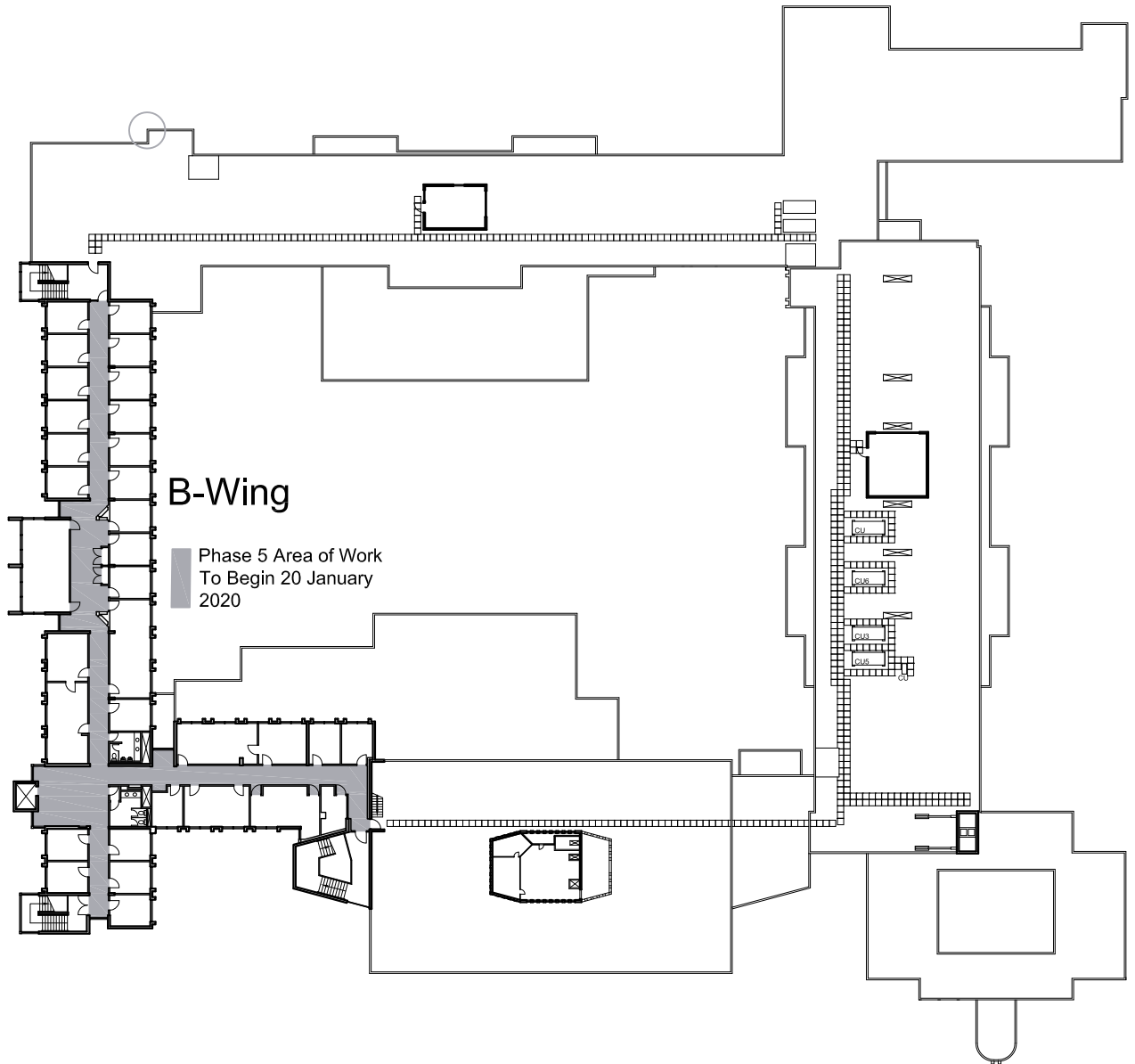

**University
of Victoria**

Facilities Management

Notes:

Title:
Clearihue Corridor Refresh
Level 3
Phasing Plan

Date: **7 November 2019**
Scale: **NTS**
Drawn By: **JW**
Project Number: **19-03923**
Drawing No. **SK3**



B-Wing

Phase 5 Area of Work
To Begin 20 January
2020



**University
of Victoria**

Facilities Management

Notes:

Title:
**Clearihue Corridor Refresh
Level 4
Phasing Plan**

Date: **6 November 2019**
Scale: **NTS**
Drawn By: **JW**
Project Number: **19-03923**
Drawing No. **SK4**