



Come explore.

University of Victoria
Self-Guided Walking Tour



University
of Victoria

ABOUT UVIC AND THE CITY OF VICTORIA

ABOUT UVIC


- **Bright minds:** Our students make a difference to the world around them and our passionate professors encourage them every step of the way.
- **Real life learning:** Our experiential learning programs will connect you with work experience in your field of study.
- **World-class research:** Our students connect with UVic's world-renowned professors to research important issues.
- **Diverse community:** More than 70 per cent of our students come from outside Victoria, and about 10 per cent come from outside Canada, adding to a rich and vibrant community.
- **Stunning location:** Our campus is known for its open green spaces, tall trees and state-of-the-art buildings—there's no place like it.

FAST FACTS

- Located in southern Vancouver Island, a 20-minute drive from downtown Victoria.
- **19,193** students attend UVic.
- UVic Vikes varsity teams have won more than **63** university sport championships.
- UVic is Vancouver Island's longest established public university.
- We are one of Canada's leading research-based institutions and are recognized for our commitment to teaching-oriented education.

ABOUT VICTORIA, BC

With a population of 335,000, Victoria is a capital city that maintains a small town feel. You're never far from nature and with the mildest climate in Canada, there's always a reason to get out and enjoy the city. The city centre is packed with museums, galleries and shopping, and the West Coast environment offers plenty of outdoor activities, like whale watching, kayaking and hiking.



UNIVERSITY OF VICTORIA

SELF-GUIDED WALKING TOUR

ROUTE A: CAMPUS CONNECTION TOUR (45 minutes)

Map on page 8 (map route in blue)

This tour will lead you through the highlights of campus, helping you get acquainted with a few key buildings and services. If you're starting at the UVic Bookstore, begin at Stop 1. If you're starting at Admissions/the University Centre, either make your way to Stop 1 or start at Stop 6.

ROUTE B: HOUSING TOUR (20 minutes)

Map on page 14 (map route in red)

This tour will lead you through UVic's housing facilities. This route begins halfway into Route A (on page 5).

Watch for the following icons on the tour:

STUDENT TIP



Helpful tips from a student perspective

DIRECTIONS



Instructions to point you to the next stop on the tour

GREEN GUIDE



Tips on UVic's green initiatives

The University of Victoria acknowledges with respect the history, customs and culture of the Coast Salish and Straits Salish people on whose traditional lands our university resides.

ROUTE A CAMPUS CONNECTION



*UVic
Bookstore*

STOP 1: UVic Bookstore

The tour begins at the **UVic Bookstore**, where you can buy textbooks, school supplies and UVic clothing.

Below the bookstore is Finnerty Express, where you can enjoy a snack and delicious fair-trade coffee at student-friendly prices. This café is a great place to start your morning or wrap up the day with friends.

In front of the bookstore is the UVic bus loop, where ten different bus routes connect campus to the Victoria area.

STUDENT TIP

Hop on the number 4, 7, 11 or 14 bus and you'll be downtown in 20 minutes.

To the left of the bookstore is the **Campus Services Building**, which houses Counselling Services, Career Services, offices for UVic's interfaith chaplains and the Resource Centre for Students with a Disability.

STUDENT TIP

Visit the bookstore a few days before classes start to avoid lineups and get first dibs on used books at 25 per cent off the cover price, or beat the lineups through Orientation's Front Of The Line Campus Tour. Visit www.uvic.ca/bookstore for the booklists for your courses.

bus loop

Getting to and from UVic

By bus: No matter where you want to go, you can get there by bus and all UVic students receive a discounted bus pass.

By bike: Victoria is the cycling capital of Canada; more than 2,800 people cycle to UVic every day and most Victoria buses have bike racks.

By car: If you own a car, you can buy a parking pass for the general lots, or join the rideshare program and share a pass.

Getting to the island: Victoria has a bustling international airport. Ferries and seaplanes connect Victoria to Vancouver, Seattle and several island communities.

DIRECTIONS



Next stop is the Student Union Building (SUB), a hub of student activity on campus. Follow the cross walks across the bus loop towards Cinecenta and the entrance to the SUB.

STOP 2: Student Union Building (SUB)

You'll find everything you need in the **SUB**, including a used bookstore, hair salon, post office, pharmacy and a wide range of food outlets. Wander down to the basement and you'll find offices for the campus newspaper, radio station, student advocacy groups, and the Student Transition Centre, whose staff help new students adjust to life on campus.



Student Union Building

2



STUDENT TIP



The students working at the SUB Info Booth can give you information about over 100 different athletic, international and cultural, general interest, political and religious clubs that you can join at no cost, or you can head to Clubs and Course Union Days at the start of each term to meet club representatives in person.

On-campus entertainment

You don't have to leave campus to enjoy time out with friends.

- **Felicita's:** the on-campus pub where students over the age of 19 can catch a televised sports game or live music performance
- **Cinecenta:** a 300-seat movie theatre that shows independent and mainstream films at cheap prices for UVic students every night (www.cinecenta.com for show times)
- **Phoenix Theatre:** live plays featuring student talent are shown regularly
- **Sports games:** Vikes games play right here on campus (www.govikesgo.com for schedules)
- **Free lectures and presentations:** world-renowned speakers visit the campus year-round (www.uvic.ca/events for schedules)

Information for graduate students

Interested in graduate studies?

- Check out the **George and Ida Halpern Grad Centre** where you'll find the Graduate Students' Society and the IQ Bistro (also known as Intelligent Quizine), one of the hot spots to eat on campus.
- Visit the Faculty of Graduate Studies upstairs in the **University Centre** (on the second floor, past Academic Advising) to find out more about graduate opportunities.

Cadboro Commons

3



DIRECTIONS



Leave the SUB through the doors by Felicita's. Turn left and follow the path to Cadboro Commons, the large building with the stone face and patio tables out in front.

STOP 3: Cadboro Commons

Fifty per cent of first-year students choose to live on campus in single and double room accommodation and spend much of their time at the **Cadboro Commons Building**, which is home to the residence cafeteria. First-year students coming directly from high school are guaranteed on-campus accommodation if their housing application and deposit are received by the deadline (visit www.uvic.ca/housing for details).

DIRECTIONS



If you'd like to take the Housing Tour, which begins on page 14, this is where it starts. To continue on the Campus Connection Tour, continue to stop 4.

STOP 4: William C. Mearns Centre for Learning

Located at the centre of the university, the **Mearns Centre for Learning** is one of the most popular places on campus. Here you'll find the McPherson Library, the Learning Commons and the BiblioCafé. Often referred to as the "heart" of the university, the McPherson Library contains more than 1.9 million books, as well as reserve, cartographic, music, media and other materials. With over 150 computer workstations, multi-media stations, quiet study spaces and friendly staff available to help with research and locating resources, the library is an important part of student life.

You'll find additional support in the Learning Commons, which includes the Library's Reference Services, the Writing Centre, Learning Skills, Peer Helpers, Math and Science Tutors and the UVic Computer Help Desk.

DIRECTIONS



When you exit the library you'll see Petch Fountain where students gather when the weather is nice. Beyond the fountain is the quad.

The Fountain is also the name of UVic's online parent newsletter (www.uvic.ca/fountain).



Graeme Yamagishi (right) lived in residence for two years. Read his blog about life at UVic at lifeat.uvic.ca.

STUDENT TIP



Students over the age of 20 may live in one of 492 townhouse-style accommodations in the Commonwealth Village Cluster Housing Complex, or in UVic's family housing complex.

4

Mearns Centre for Learning



quad

5



GREEN GUIDE

On the corner of the quad nearest the Clearihue Building, you'll find one of the three compost bins on campus where students can toss their food leftovers and other compost-friendly items.

STOP 5: The quad and surrounding buildings

The vast grassy area behind the fountain is called the quad, and is a popular place for throwing Frisbees, playing football, jamming on the guitar or studying. Most academic buildings are found around the quad. See the next page to find where your classes will be held.

STUDENT TIP

The fountain is more than a popular spot to hang out—in September, vendors set up food and clothing stands right in front of the library as part of the Green Start Marketplace.

fountain



FIND OUT WHERE YOUR CLASSES WILL BE



Find your faculty below and then visit the buildings where you'll take most of your classes (you'll find faculty areas identified on the map on page 8). Check out the classrooms, computer labs, study rooms, faculty members' offices and more. You might even discover your future favourite study nook!



Faculty of Business

- Business and Economics Building
- David Strong Building

Faculty of Education

- MacLaurin Building
- McKinnon Gym (for students in the School of Exercise Science, Physical and Health Education)

Faculty of Engineering

- Engineering and Computer Science Building (and lab/office wing)

Faculty of Fine Arts

- Fine Arts Building (Writing and History in Art)
- Phoenix Theatre (Theatre)
- Visual Arts Building (Visual Arts)
- MacLaurin Building (Music)

Faculty of Human and Social Development

- Human and Social Development Building

Faculty of Humanities

- Clearihue Building

Faculty of Law

- Anne and Murray Fraser Building

Faculty of Science

- Elliott Building (Biochemistry, Microbiology, Physics, Astronomy and Chemistry)
- Cunningham Building (Biology)
- Petch Building (Earth and Ocean Science)
- Science Building (Chemistry, Earth and Ocean Sciences)
- Social Sciences and Mathematics Building (Mathematics and Statistics)

Faculty of Social Sciences

- Social Sciences and Mathematics Building
- Clearihue Building

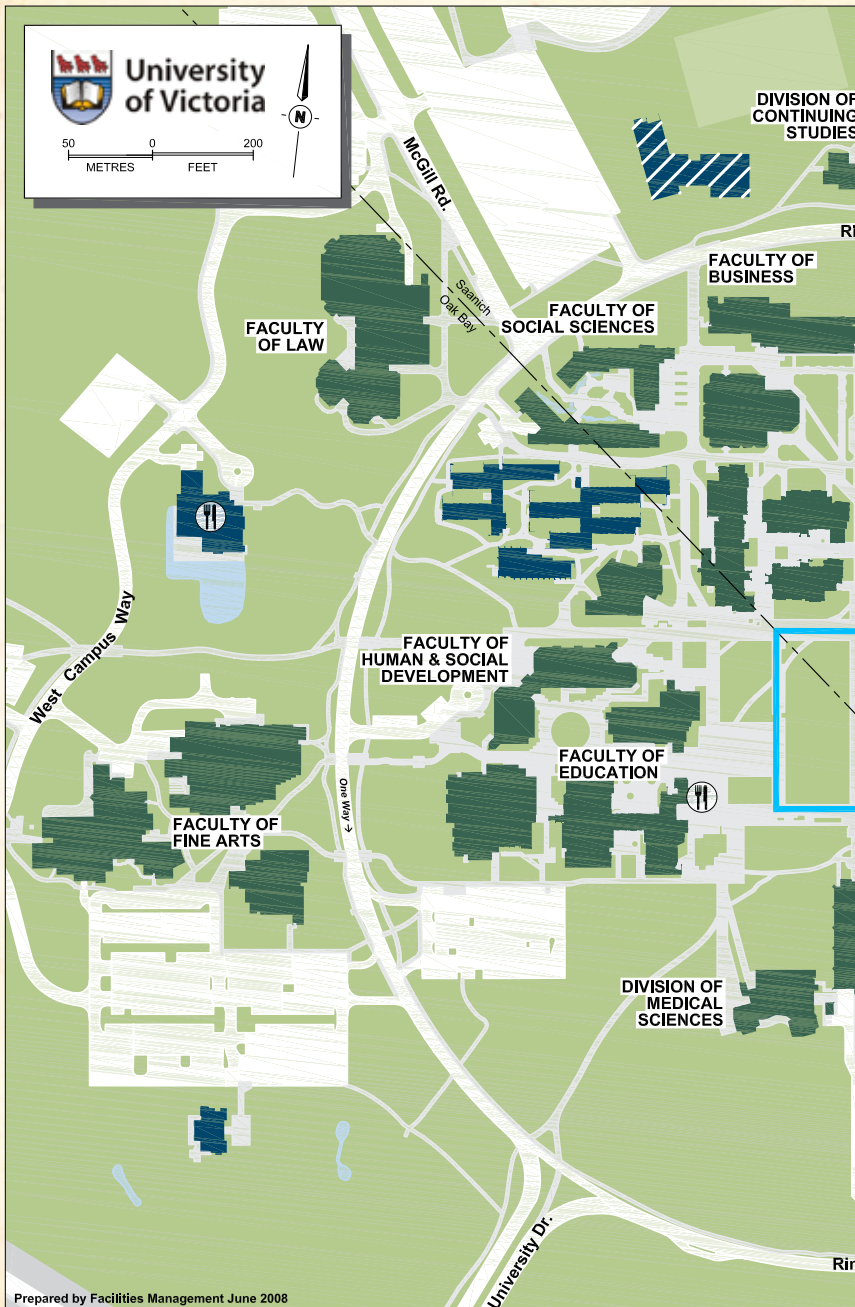
Division of Medical Sciences

Division of Continuing Studies

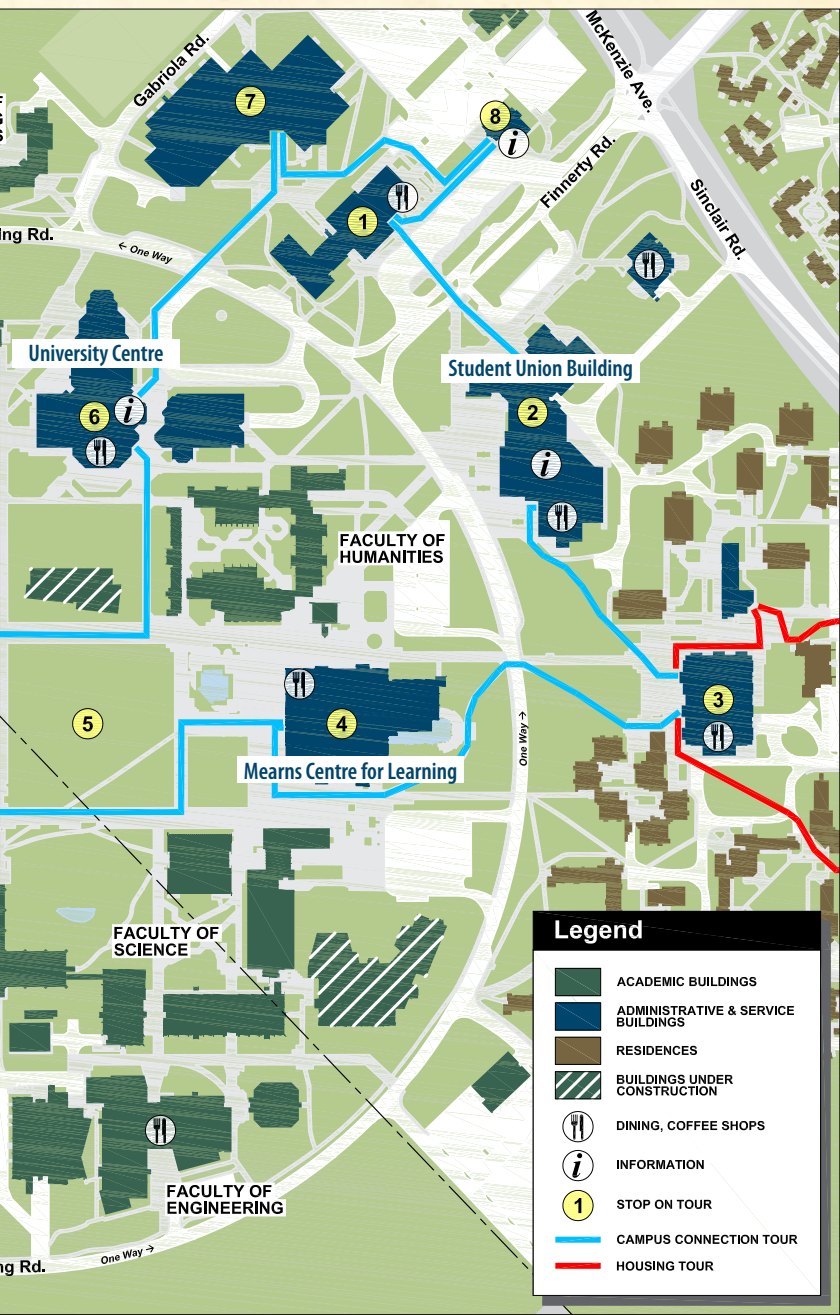
STUDENT TIP

Want to take your studies beyond the classroom and finance your education at the same time? Check out the Co-operative Education Program, which lets students alternate their academic terms with paid, relevant work terms in their program areas. It's a great way to gain valuable experience and heighten your academic studies. For details visit www.uvic.ca/coop.

MAP A UNIVERSITY OF VICTORIA



SELF-GUIDED WALKING TOUR





UVic is proud to showcase many pieces of artwork from a variety of Indigenous artists right here on campus—keep your eyes open!

DIRECTIONS



After exploring your faculty's area, head to the University Centre. On the way, you'll pass the site of the First Peoples House, scheduled for completion in 2009. This building will create a welcoming and supportive space on campus for Indigenous students and the broader community. Continue to the University Centre, which is easy to spot because of its patio area and archway. Enter the doors on the left.

*University
Centre*

6



STOP 6: University Centre

The **University Centre** is the hub of business at the university. You'll visit this building to get your student ID (at the Info Booth in the lobby), apply for student awards and loans (upstairs at Student Awards and Financial Aid) or talk to advisers if you're in Humanities, Science or Social Sciences (upstairs at the Advising Centre). There is also a large cafeteria, the Maltwood Museum and Art Gallery, and a 1,200-seat auditorium where musicians, lecturers and other performers play year-round. It's also where UVic's graduation ceremonies take place.

Student services

Attending university is a big change, but there are lots of people here to help. There's Student Transition Services for new students (www.uvic.ca/transition), Career Services to help you look for a job (www.careerservices.uvic.ca), Counselling Services to help you cope with everyday stresses (www.coun.uvic.ca), plus an Interfaith Chaplaincy right on campus (web.uvic.ca/interfaith). There are also student-run groups like The Students of Colour Collective and the UVic Pride Collective (found in the SUB), as well as special services for international and Indigenous students. Visit www.uvic.ca/stas for details.

The BiblioCafé is the newest eatery on campus—stop by for a treat!

ON-CAMPUS DINING



From sushi, pasta and veggie stir-fries to smoothies and specialty coffee, UVic offers tons of food choices to tempt your palate. Here's where to eat on campus:



Bibliocafe

Cadboro Commons Building

- Residence Dining Room (for students living in residence)
- Caps Deli/Pizzeria and Bistro (open until 11 p.m. for those late-night cravings)
- Village Greens (offers a renowned vegetarian and vegan menu)

University Centre

- University Centre Cafeteria (a little something for everyone)
- Sweet Greens (try their made-to-order sandwiches...yum!)

Other spots

- Mac's Bistro (MacLaurin Building)
- Fraser Snack Bar (Fraser Law Building)
- Nibbles and Bytes Café (Engineering Building Lab Wing)
- Intelligent Quizine (Halpern Grad Centre)
- BiblioCafé (McPherson Library)
- Food kiosks galore (Student Union Building)

McKinnon Gym

7

DIRECTIONS



Leave the University Centre through the sliding doors. Turn left and find your way to McKinnon Gym.



STUDENT TIP



Vikes games are free to students during the regular season. Visit www.govikesgo.com for game times.



STOP 7: McKinnon Gym

If you're playing for a Vikes sports team or just interested in athletics, you'll probably find yourself frequenting the **McKinnon Building**. It is one of two recreation facilities on campus (the other is the Ian H. Stewart Complex). Both buildings have a fitness and weight room, gyms, dance studios and swimming pool plus many other facilities. There are also intramural programs and recreation classes held in the buildings. Outside the McKinnon gym is the starting point for an extensive chip-trail system that is popular with joggers and runs through Mystic Vale, an old-growth forest on the edge of campus.

Athletics and recreation

Each year, over 250 students join Vikes varsity sports teams. You can contact a coach for details about joining a team (visit www.uvic.ca/vikes).

If you want something a little less competitive, intramural leagues offer many sports from softball to ultimate Frisbee. Sports and fitness clubs are also great ways to join group activities from dance to martial arts.

GREEN GUIDE

As you walk across campus, you'll notice some of the 2,900 bike parking spaces. Cyclists can take advantage of our covered bicycle shelters, bike lockers, shower and change room facilities, and a pressurized air hose.

DIRECTIONS

When you come out of McKinnon Gym, turn left and follow the path that hugs the building on your right. You'll see the Campus Security Building and the Bookstore. This is the last stop on the tour.

8



STOP 8: Campus Security Building

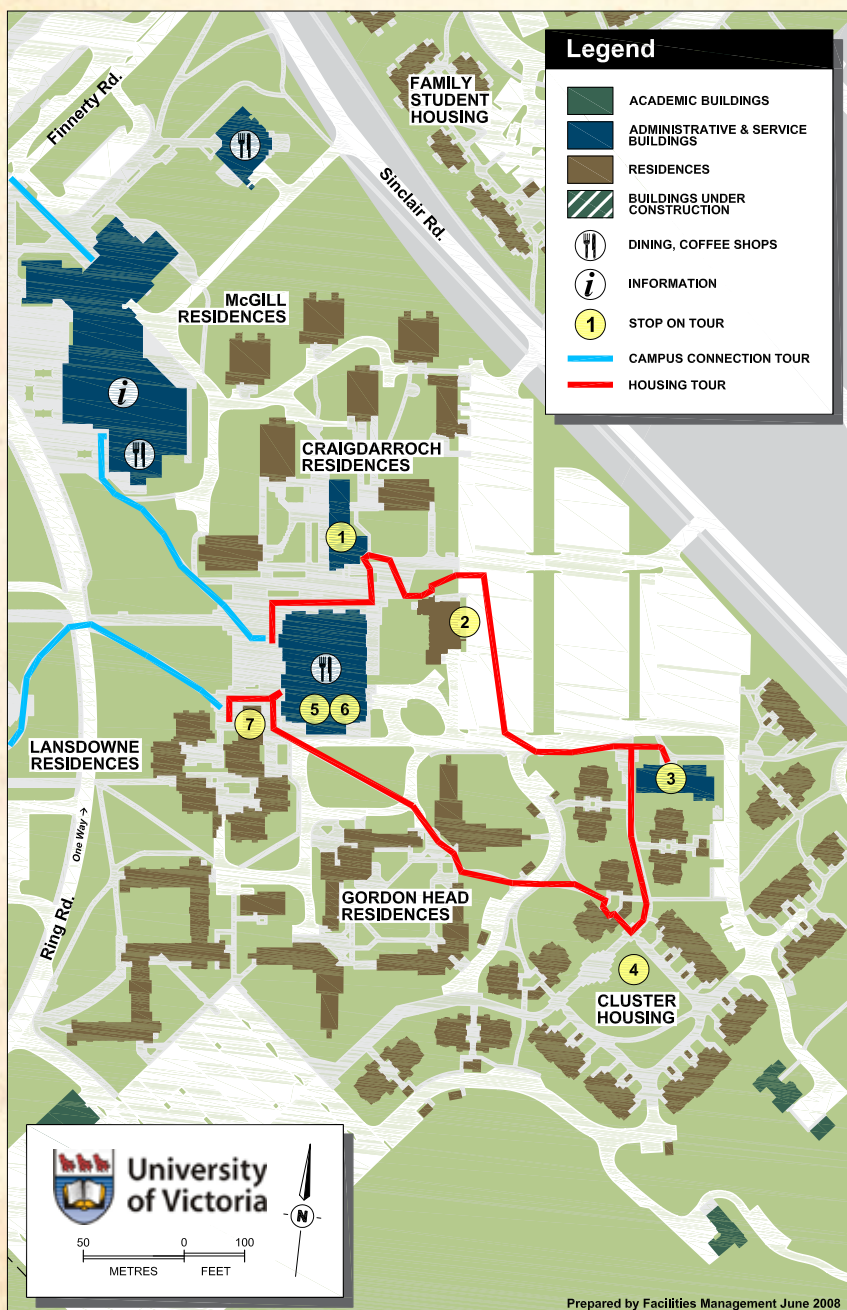
The **Campus Security Building** is where you'll buy your parking pass if you choose to drive to campus. Security also collects lost and found items and facilitates a SafeWalk program. This building is open and staffed 24 hours a day.

Campus Security

STUDENT TIP

The SafeWalk service is available to members of the university community 24 hours a day, seven days a week. Phone 250-721-7599 and a security officer will meet you and walk with you to any location on campus.

MAP B HOUSING MAP



ROUTE B HOUSING TOUR

2



Tower Residence

DIRECTIONS



Start by facing Cadboro Commons and then follow the path that runs around the left side of the building until you spot the Housing Office on your left.

STOP 1: Housing Office

This office is where you come to pick up your room key and meal card when first moving into residence.

DIRECTIONS



As you head out of the Housing Office, you'll see a parking lot to your left and a large blue building on your right—this is Tower Residence, one of the newest residence buildings.

STOP 2: Tower Residence

There are 21 residence buildings on campus (not including Cluster Housing and Family Housing), which feature single and double room accommodation. When you apply for housing, you can ask for a single room or let the Housing Office know that you want a roommate—you can even request a particular roommate if you know someone else who's moving into residence.

Housing Office

Health centre

DIRECTIONS



Keep walking to the parking lot and turn right, following the lot until it hits a sidewalk (if you live in residence and drive a car, you can buy a special parking pass and park in this lot anytime). Turn left, follow the sidewalk and you'll spot the Jack Halpern Health Centre on your right.

STOP 3: Jack Halpern Health Centre

There's no need to go off campus to seek medical care, since you can drop-in to see a doctor at this on-campus clinic. You may also make an appointment to see a specialist. All UVic students are automatically registered into an extended student health and dental plan (does not replace provincial medical plan), which provides medical coverage at a low rate (you can opt out if you're already covered). International students should email iess@uvic.ca regarding health coverage.

Cluster Housing

DIRECTIONS



Turn left as you exit the health centre and follow the sidewalk. You'll spot the Commonwealth Village Cluster Housing Complex on your left.



STOP 4: Cluster Housing

Cluster Housing is apartment-style housing that is available for students who are at least 20 years old or have second-year standing. Most students spend their first year in residence housing before moving into Cluster. Cluster units include four furnished bedrooms, a communal kitchen, a bathroom and a living area.

UVic also offers 181 townhouse-style units for families with or without children. Students with children can access UVic's on-campus childcare services.

DIRECTIONS



Leave Cluster and turn left, following the sidewalk until you see Caps Deli on your right.



*Caps Deli
and Village
Greens*

STOP 5: Caps Deli and Village Greens

You've just found one of the most popular hangouts for students in residence. **Caps Deli** is open until 11 p.m. most nights, which means that students flock here to grab a late-night snack. Caps sells everything a student needs, from wraps and calzones to boxes of cereal and laundry detergent.

Next to Caps is **Village Greens**, which specializes in delicious vegetarian and vegan cuisine, as well as yummy fruit smoothies.

STOP 6: Cadboro Commons Residence Dining Room

This is where residence students eat most of their meals. The menu varies daily and features a little bit of everything. You can find weekly menus online at www.hfcs.uvic.ca/food/menus.php.

STOP 7: Residence Life Office

This office organizes special events, educational workshops, adventure tours and wellness programs for students. Pop in to say hi and you might meet some of the Residence Life Staff, including community leaders and student staff members who live in each of the residence buildings to provide support to students.

THANKS FOR TOURING UVIC!

To keep on top of new UVic information, visit www.uvic.ca/recruitme.

*Cadboro
Commons*

DIRECTIONS



Exit Caps and head up the stairs to the main Cadboro Commons Residence Dining Room.

DIRECTIONS



Exit the dining room and head out to the front of Cadboro Commons. On your left you'll see the Residence Life Office.

*Residence
Life Office*

DIRECTIONS



It's time to rejoin the main tour, so proceed to stop 4 on Route A (page 4).

KEY CONTACT INFORMATION

Athletics and Recreation

McKinnon Building 105
250-721-8406

Campus Tours

University Centre, A Wing
250-721-8949

Child Care Services

3889 Finnerty Road
250-721-8500

Co-operative Education

University Centre B202
250-721-7628

Faculty of Graduate Studies

University Centre A255
250-721-7970

Housing, Food and Conference Services

Craigdarroch Office Building
250-721-8395

Interfaith Chaplaincy

Campus Services Building 151
250-721-8338

Native Students Union

Student Union Building B023
250-472-4394

Phoenix Theatre Box Office

Phoenix Theatre
250-721-8000

Student Awards and Financial Aid

University Centre B215
250-721-8423

Student Transition Centre

Student Union Building B010
250-472-4512

UVic Pride Collective

Student Union Building B118
250-472-4393

UVic Students' Society Info Booth

Student Union Building
250-721-8355

Vikes Coaches

McKinnon Building 181
250-721-8406

Apply to UVic , check your application status, or just get more info at www.uvic.ca.



**University
of Victoria**

Photography: UVic Photo Services, Willie Li, Sara Taylor and the UVic Vikes.

Design: UVic Graphic Services.